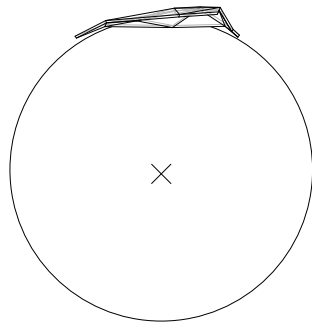
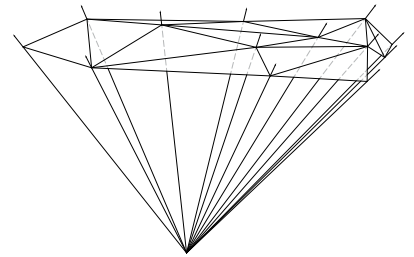




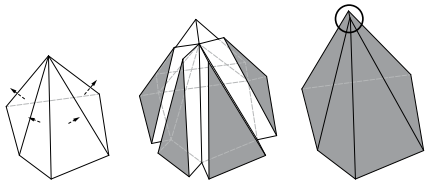
shape of the shell before cropping



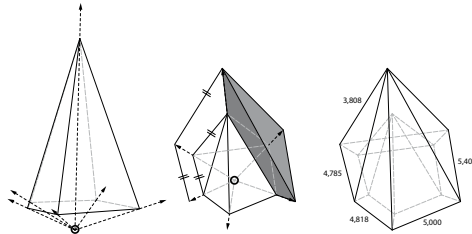
selected focus point of all of the vectors was placed 30 metres under the ground



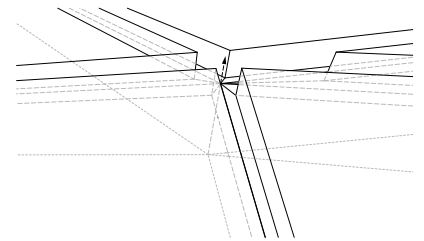
concrete focus point was selected from various possibilities



several shapes are joined in one single point, but if they are extruded of the same height, they cannot connect



there are rays from the focus point and nodes are placed on the rays, each single wall has its own thickness



all of the edges are emphasized by metal trough, which geometry depends on the focus point of the whole roof