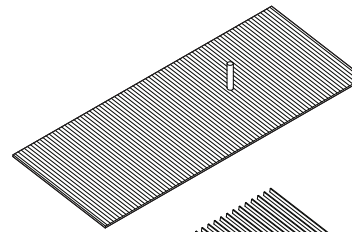
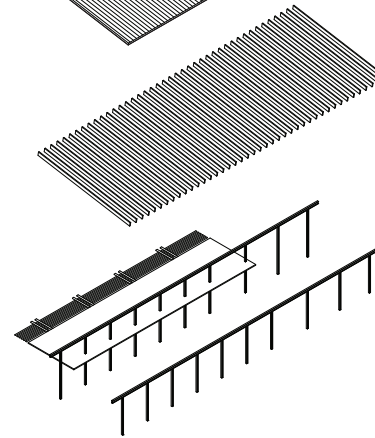


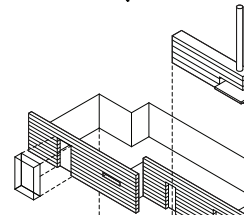
A standing-seam metal roof rests on top of a series of laminated wood beams.



The galvanized steel structure is intentionally left exposed and separated from the perimeter, allowing for maximized glazing.



A board-formed concrete wall marks the entry hall.



A series of tall cedar-clad walls slip between the interior and exterior anchoring the spaces with the outdoors.

