

1. 【Basic Information of Residential space】

1. Project : Sojourn
2. Design Company : Ganna design
3. Main designers : Shin-Jie Chen 林仕杰. Ting-Liang Chen 陳婷亮
4. Construction : Ganna design
5. Construction timeframe : 2015.06~2015.12
6. Complete time : :2015.12
7. Category of the house : Residence / 中古屋
8. Number of users : two
9. Profession of the users : furniture designer, shoes designers
10. Age of the users : 35 years old
11. Acreage (m²) : 192m²
12. Main material : veneer 、 spray paint 、 glass 、 iron pieces 、 engineered flooring, tiles
13. Location : Taipei City, Taiwan.
14. Photograph : photo by Siew Shien Sam / MWphotoinc
15. Description : Chinese: Ting-Liang Chen / English : Eunice Wang

2. 【Background of the Residents】

The house owner is a young couple working in Shenzhen, China. The host manages the furniture design factory and the hostess is a shoes designer. Being exposed to the product design industry for a long time, the couple clearly knows their preference toward the ideal home.

3. 【Original House Situation】

The couple hopes to have a quiet place for their home in Taiwan, so they choose to have a quiet and undisturbed home on the hillside of Xinhai Road, the outskirts of Taipei city. For this couple, the space is large enough and the original 4 rooms are more than enough, so the designers decrease the number of rooms and redesign the arrangement of the house. Therefore, the condition provides more space for the designers to bring their ideas into play.

- Advantages :

There is a L-shaped terrace outside the living room, the inner space and the outdoor view are thus linked up. Besides, the interior footage square is large enough so the design can be more flexible.

- Disadvantages :

The case is on the first floor. The original closed kitchen (now changed to be the guest bathroom) was lack of light.

4. 【 Clients' Attitude toward Life 】

The host and the hostess often have business trip so they are quite accustomed to the hotel-style rooms and traffic lines. Therefore, they hope to have a board space while they come back to Taiwan. Also, the hostess likes black, white and grey and hopes to present their characteristics in their home.

5. 【 Design Concept of this project 】

We changed the original 4 bedrooms to 3 bedrooms, including two bedrooms and an open working area which can be used as a guest room. In additions, we exchange the position of kitchen with the guest bathroom in order to expand the scale of common area and to smooth the overall moving lines. The display wooden cabinet extended from the kitchen is a black movable wall which makes space usage more flexible.

6. 【 Arrangement of Traffic Line and Space 】

- Overall:

Since the couple likes the atmosphere of family and friends gathering, the designers make the common area to be the main activity area, which links kitchen, dining and living room together and let people in different space interact with each other directly. Besides, the black movable wall can serve as a partition between the common area and the private area.

- Bedroom :

The square pattern of the main bedroom is designed with hotel-style: the dressing room behind the door separates bed area and bath area, interpreting the gradual

relationship among these three areas. In the second bedroom, the integration of the closet and the desk satisfies the basic demand but maintains the visual order at the same time.

- **Bathroom:**

Next to the door of the master's room, shallow cabinet with marble top follows the moving lines and is extended to the bathroom area in which are double basins and dressing table. Black-tiled wall is designed to separate bathing and grooming facilities, while helping people in showers and toilets use individually without interruption. Besides, a small window is kept to increase ventilation and natural illumination.

Guest bathroom have two entrances: one is on the second bedroom and the other is beside the kitchen appliances cabinet. The bathing and grooming facilities are also separated in the guest bathroom.

7. 【Main material used】

The overall facade is settled by black, white, and gray color, accompanied with black iron pieces, gray floor tiles, black wall tiles and other materials.

8. 【Natural Lighting and Overall Lighting Design】

- The French window in the living room and the windows in working areas and main bedroom provide enough natural illumination.
- Use direct lighting such as the chandelier above the dining table to reflect the change of light and shadow. When it's turned on, the shadow on the ceiling looks like a blooming flower, spotlighting the living room.
- The kitchen black paint on the kitchen cabinet can reflect light and view outside the window, forming another end view in common area.

9. 【Color Configuration Design and Adoption of Soft Decorative Assembly】

In response to the need of host party, the curve designed sofas are selected in order to have more flexible seat arrangement. In addition, a 170 cm half-moon master

chair embellishes the space under the black and white color tone.

10. 【Adoptions to Reduce the Expense】

- Melamine prime board instead of marble that the couple expected is adopted as the top material of Kitchen Island.
- Instead of buying a suit of kitchen cabinet, the system cabinet is adopted to integrate the needs of storage and cost down.

11. 【Design Concept Description】



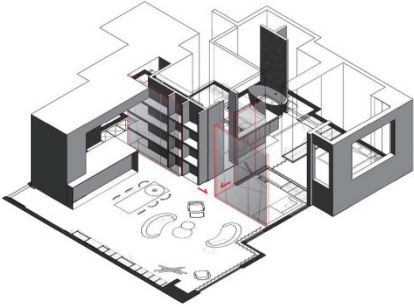


This is a house of a young couple who work as furniture designer and shoes designer in China. With their keen aesthetic perception, they look for a quiet home which is a place like the blueprint for residence in their hearts. Finally they chose an undisturbed house, accompanied by natural view outside, located in the outskirts of Taipei as their home when they go back to Taiwan.





The designers adopt black, white and gray as main colors. The black kitchen island is the background, with the wooden cabinet aside. The black moving wall, made of iron pieces, can separate the original work area and the living room to have a guest room. The navy blue cabinet serves as a main wall in the living area, but TV set is excluded from the wall to avoid making the space overcautious. In addition, the bookcase is integrated with storage function and the hallway design. It has different sizes of lattices, so that regular style bookcase still maintains irregular patterns, creating a view point in the house.




The simple and elegant master bedroom is designed to have hotel-style arrangement to annotate different area with different functions. The round shape traffic line is adopted in the main bedroom, creating a sense of luxury and the flexibility of action.

12. 【Graphic Illustration】

	Image	Illustration
--	-------	--------------



Common area/ Living room and dining area		Windows bring the natural light and the lush green valley view into the house.
Common area/ Living room and dining area		The position of display cabinet and the black sliding performs the dialogue between solid and hollow.
Common area/ Living room and dining area		The sliding wall in the center not only serves as a partition between the common area and private rooms but also makes the use of space more flexible.
Common area/ Living room and dining area		The black sliding wall can cover the display cabinet, connecting the small guest room and the living room.
Elevation design		Three elevations around the common area look different but still in order.






<p>Elevation design</p>		<p>The black iron is embossed with lines which presents subtle changes when the light is projected on the black wall.</p>
<p>Common area/ Living room and dining area</p>		<p>The display cabinet and the black sliding door integrate the storage and partition function.</p>
<p>Common area/ Living room and dining area</p>		<p>Integrated with storage function and the hallway design, the blue bookcase has different sizes of lattices, so different storage demand can be satisfied in one façade.</p>
<p>Common area/ Dining area</p>		<p>Extended from the black sliding wall, the ground color of the kitchen is also black. The black paint glass can reflect the light and view outside.</p>

S		<p>Except for the black sliding wall, different materials are used on the floor to distinguish common area and private area.</p>
Main bedroom		<p>The designers decrease space for aisle, and make it part of a private room. Light passes through the door of master bedroom and brightens the aisle.</p>
Main Bathroom		<p>Mottled wall tiles look like Chinese ink painting. Black wall separates the bathtub and toilet. The window on the right side helps ventilation and leads the natural light into this space.</p>

<p>Master' s Bedroom</p>		<p>Shallow cabinet with marble top follows the moving lines and is extended to the bathroom area.</p>
<p>Main bedroom</p>		<p>White color and simple lines are adopted to present an elegant and comfortable bedroom.</p>
<p>Second Bedroom</p>		<p>The integration of the closet and the desk satisfies the basic demand but maintains the visual order at the same time, creating a small but complete room.</p>

13. 【Furniture 】

	<p>Moroso</p> <p>https://www.yatzer.com/m%E2%80%99afrique-moroso</p>
	<p>Discoco</p> <p>http://www.marset.com/en/lamps/discoco-suspension/</p>
	<p>Stool by</p> <p>Brick 18 Ottoman</p> <p>http://www.gervasoni1882.it/en/product/brick-18-19.html#slide-2</p>
	<p>Armchair by</p> <p>Ghost 05 Armchair</p>

	<p>http://www.gervasoni1882.it/en/product/ghost-05.html#slide-2</p>
	<p>Sofa by Ghost 06 07 sofa</p> <p>http://www.gervasoni1882.it/en/product/ghost-06-07.html#slide-2</p>
	<p>Stool by InOut 44</p> <p>http://www.gervasoni1882.it/en/product/inout-44.html#slide-2</p>
	<p>Side Table by TS Table</p> <p>http://mattermatters.com/product.asp?id=2194</p>
	<p>Sofa by Vera Sofa</p> <p>http://threechairs.com/vera-sofa/</p>



Sculpture by

[Holden Small Modern Rustic Carved Wood Sculpture on Stand](#)

<http://www.houzz.com/photos/12323510/Holden-Large-Modern-Rustic-Carved-Wood-Sculpture-on-Stand-transitional-sculptures>