

Muni Coffee Design Concept

Concept: The coffee shop uses black stained birch ply units with a Bamboo Worktop. Engraved lines within the front faces of the bar compliment the packaging and branding styles of Muni.








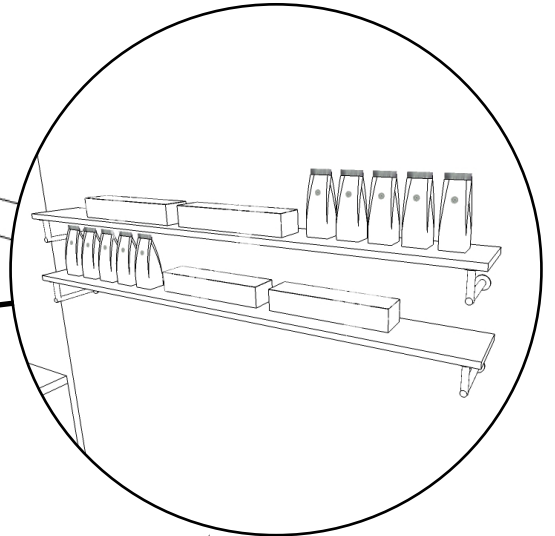





Details of Design



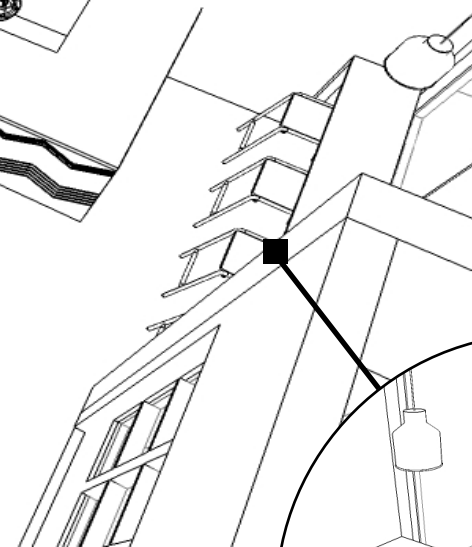
Stained Birch Ply bar with 40mm Bamboo worktop. Lines engraved into the wood to reveal lighter ply wood beneath.



Shelving behind bar allows for products to be displayed as well as being used for storage.



Seating area accommodates 8 people comfortably. Tables and seating can be rearranged when needed. Adequate space by the entrance allows customers to come and go easily.



Window seating allows for 4 stools and a table to allow customers to sit and relax.