



MANOOI

CATALOGUE

CONTENTS

Meet Manooi	2
CRYSTALIGHT COLLECTION	16
<i>Artica</i>	18
<i>Artikoi</i>	22
<i>Atoll</i>	26
<i>Burj</i>	30
<i>Fjord</i>	34
<i>Halo</i>	38
<i>Iceberg</i>	44
<i>Infinity</i>	48
<i>Koi</i>	52
<i>Linea</i>	56
<i>Loop</i>	60
<i>Oeno</i>	64
<i>Polaris</i>	68
<i>Rio</i>	72
<i>Rose</i>	76
<i>Silk</i>	80
<i>Su</i>	84
<i>Vague</i>	88
<i>Vague 3D</i>	92
<i>Voile</i>	96
PERSONAL UNIVERSE COLLECTION	100
<i>Ciel</i>	102
<i>Cielo</i>	106
<i>Deep Sky</i>	110
<i>Deep Sky Orient</i>	114
<i>Lune</i>	118
<i>Ozero</i>	122
<i>Tondo</i>	126
<i>Wiss</i>	130
FLOOR, TABLE & WALL LAMPS	134
<i>Cielo Floor</i>	136
<i>Tondo Floor</i>	137
<i>Linea Table</i>	138
<i>Tondo Table</i>	139
<i>Linea Wall</i>	140
<i>Silk Wall</i>	141
UNIQUELY PERSONALISED CHANDELIERS	142
FULLY BESPOKE LIGHT CREATIONS	146
TECHNICAL DATA	154

LET THERE BE LIGHT...

Manooi believes that a considered lighting scheme can create a uniquely personal universe; an empowering and affirming space for the individuals within. Home of timeless crystal chandeliers, *Manooi* strives to replicate natural sources of light in diverse environments from private residences to hotels, restaurants and retail outlets; creating new universes every day.

Devoted to interior design & architecture

Manooi is an offshoot of *Judit Zoltai* and *János Héder's* interior design and architecture studio. Their magnificent chandeliers came about almost accidentally; some of *Judit* and *János'* work in retail design inspired them to reinvent the traditional crystal chandelier. They soon realised that this was where their vocation lay and henceforth dedicated their creative work to *Manooi*, home of timeless crystal chandeliers.

Timelessness

The *Manooi* workshop is a cradle of creative activity where devoted and talented young artists brainstorm, draw, assemble and reassemble unique light creations daily. Designers, *Judit Zoltai* and *János Héder* lead the team and share their vision with them.

- Inspiration is drawn from the world around us and found in natural sources of light.
- Simple geometrical shapes create harmony for the human eye.
- Timeless, contemporary designs transcend passing trends.

János and Judit

Founders, *Judit* and *János*, have nurtured and evolved the *Manooi* atelier into what it is today. Their very particular vision for *Manooi* grew out of their own personal experiences, beliefs and expertise.

Inspired lead designer *János Héder* invites us to experience a new world in lighting. *"Light creates space – as an architect I work with light sources as determining elements of a given space."*

Manufacture

The *Manooi* atelier is where these magnificent light creations take shape. Every *Manooi* design is the product of long hours of expert workmanship. It doesn't end here; *Manooi's* quality control procedures ensure it undergoes a rigorous inspection process such that it meets and exceeds the highest standards in the industry. A special area of the atelier is dedicated to the expert design of *Manooi's* bespoke chandeliers and to product development.

Materials

Since its foundation in 2005, *Manooi* have experimented with materials as diverse as porcelain, leather, wood, marble, concrete, glass, bronze and even Corian®, combining them into unique works of art. *Manooi* chandeliers' stainless steel frames can be gold-plated to match the interior and are assembled with specially designed and manufactured fittings. The use of special light bulbs and wiring ensures the longevity of these light creations, guaranteeing decades of illumination.

Crystals

Crystals emerged as the component of choice and remain the quintessential material of *Manooi* chandeliers. Reflecting, refracting and absorbing the light, these universally-loved gemstones are statement-making, and create a remarkable effect.

ES WERDE LICHT...

Manooi ist überzeugt, dass ein durchdachtes Lichtkonzept ein einzigartiges persönliches Universum, einen förderlichen und bekräftigenden Raum für die Anwesenden schöpfen kann. *Manooi*, das Zuhause der zeitlosen Kristalleuchter versucht, natürliche Lichtquellen in unterschiedlichen Umgebungen von Wohnräumen bis zu Hotel-, Gastronomie- und Handelsbetrieben wiederzugeben und dabei jeden Tag neue Welten zu schöpfen.

Engagement für Raumgestaltung und Architektur

Manooi ist ein Ableger des Raumgestaltungs- und Architektenstudios von *Judit Zoltai* und *János Héder*. Die prächtigen Leuchter kamen beinahe zufällig vorbei; *Judit* und *János* wurden von einigen der eigenen Ladeneinrichtungsprojekte inspiriert, den traditionellen Kristalleuchter wieder zu erfinden. Sie erkannten bald, dass es ja um den Schwerpunkt ihres Talentes handelt und widmeten anschließend *Manooi*, dem Zuhause der zeitlosen Kristalleuchter ihre kreative Arbeit.

Zeitlosigkeit

Die *Manooi-Werkstatt* ist die Krippe kreativer Leistungen, wo engagierte und talentierte junge Künstler Tag für Tag die Köpfe zusammen stecken, zeichnen und einzigartige Lampenkreationen auf- und abbauen. Die Designer *Judit Zoltai* und *János Héder* führen das Team und teilen ihre Vision mit ihnen.

- Die Inspiration wird aus der Welt gewonnen, die uns umgibt, und kann in den natürlichen Lichtquellen gefunden werden.
- Einfache geometrische Formen sorgen für Harmonie für die menschlichen Augen.
- Zeitlose und zeitgenössische Designs überwinden vorübergehende Trends.

Judit und János

Das *Manooi-Atelier* wurde von den Gründern *Judit* und *János* aufgezogen und entwickelt, bis es seine heutige Form erhielt. Die seltsame Vision von *Manooi* wuchs aus ihren persönlichen Erfahrungen, Vorstellungen und Kompetenz heraus.

Der inspirierte Chefdesigner *János Héder* lädt uns ein, eine neue Welt der Beleuchtung zu entdecken. *„Licht schafft Raum – als Architekt behandle ich Lichtquellen als ausschlaggebende Elemente in einem vorgegebenen Raum.“* JÁNOS HÉDER, CHEFDESIGNER – MANOOI

Materialien

Seit dem Gründungsjahr 2005 hat *Manooi* mit unterschiedlichen Materialien wie Porzellan, Leder, Holz, Marmor, Beton, Glas, Bronze und sogar Corian® experimentiert und diese in einzigartigen Kunstwerken kombiniert. Die rostfreien Stahlgestelle der *Manooi-Leuchter* werden optional vergoldet, um dem Interieur gerecht zu werden und erhalten Armaturen in Spezialausführung. Der Einsatz von Speziallampen und -kabeln verleiht diesen Lichtkreationen eine lange Lebensdauer und garantiert jahrzehntelange Beleuchtung.

Kristalle

Kristalle etablierten sich als beliebteste Komponente und sind weiterhin die allerwichtigsten Materialien in *Manooi-Leuchtern*. Diese allgemein beliebten Schmucksteine reflektieren, brechen und absorbieren Licht und setzen gleichzeitig Akzente und erwecken einen außergewöhnlichen Eindruck.

QUE LA LUMIÈRE SOIT...

Chez *Manooi*, nous sommes convaincus qu'un système d'éclairage bien pensé peut créer une atmosphère unique, un espace qui est source d'inspiration pour les personnes qui se l'approprient.

Créateur de lustres en cristal intemporels, *Manooi* cherche chaque jour à reproduire les sources naturelles de lumière dans de différents environnements, des maisons de particuliers jusqu'aux hôtels, restaurants et points de vente au détail.

Dévoué à la décoration et à l'architecture intérieures

Manooi est né du studio de décoration et d'architecture intérieures de *Judit Zoltai* et de *János Héder*. L'idée des lustres majestueux leur est venue quasiment par accident ; leurs travaux de décoration pour la vente au détail leur ont inspiré la réinvention du lustre en cristal classique. Ils ont vite compris que telle était leur vocation, et ils ont fondé *Manooi* pour la conception créative de lustres en cristal intemporels.

Conception intemporelle

L'atelier *Manooi* est le berceau d'une activité créative où de jeunes artistes talentueux inventent, dessinent, assemblent et réassemblent leurs créations d'éclairage uniques au fil des jours. Les concepteurs *Judit Zoltai* et *János Héder* dirigent l'équipe en partageant leur vision.

- Leur inspiration vient du monde qui les entoure et des sources naturelles de lumière.
- Les formes géométriques simples sont harmonieuses pour l'œil humain.
- La conception contemporaine qui reste intemporelle va au-delà des tendances éphémères.

Judit et János

Les fondateurs, *Judit* et *János*, ont fait que l'atelier *Manooi* est devenu ce qu'il est aujourd'hui. Leur vision très particulière de *Manooi* est le fruit de leurs expériences personnelles, de leurs idées et de leur expertise.

Le concepteur en chef *János Héder* nous invite à découvrir un nouvel univers d'éclairage. « *La lumière créé de l'espace. Dans mon travail d'architecte, les sources de lumière sont des éléments importants du point de vue de l'espace.* » JÁNOS HÉDER, CONCEPTEUR EN CHEF - MANOOI

Matériaux

Depuis sa création en 2005, *Manooi* a utilisé de divers matériaux, tels que la porcelaine, le cuir, le bois, le marbre, le béton, le verre, le bronze et même le Corian®, pour la conception d'œuvres d'art uniques. Les structures en inox des lustres *Manooi* peuvent être plaquées or pour s'accorder avec votre décoration intérieure. Elles sont assemblées avec des accessoires conçus et fabriqués spécialement. L'utilisation d'ampoules et de câblages spéciaux assure la longue durée de vie de ces créations, garantissant plusieurs décennies d'éclairage.

Le cristal

Le cristal s'est imposé comme et reste le matériau de prédilection des lustres *Manooi*. En réfléchissant, réfractant et absorbant la lumière, les pierres de cristal d'exception, très populaires, créent un effet incroyable.

ДА БУДЕТ СВЕТ...

Сотрудники компании *Manooi* уверены, что тщательно продуманная схема освещения может создать неповторимую «личную вселенную», вдохновляющую и настраивающую владельца на нужный лад. *Manooi*, производитель классических хрустальных светильников, делает люстры для особняков, отелей, ресторанов и магазинов, каждый день создавая новые вселенные и стремясь сделать освещение максимально приближенным к естественному.

Преданность дизайну интерьера и архитектуре

Компания *Manooi* – дочерняя компания студии дизайна интерьера и архитектуры *Джудит Золтай* и *Яноса Хедера*. Они пришли к идее создания великолепных люстр случайно: некоторые работы *Джудит* и *Яноса* в сфере розничной торговли вдохновили их посмотреть на хрустальную люстру по-новому. Вскоре они осознали, что это их призвание, и посвятили все силы компании *Manooi*, дому хрустальных люстр, которые никогда не выйдут из моды.

Вечная классика

Мастерская компании *Manooi* – колыбель творческой деятельности, в которой юные художники, талантливые и увлеченные, ежедневно совещаются, рисуют, разбирают и собирают уникальные творения света. Дизайнеры *Джудит Золтай* и *Янос Хедер* руководят командой и делятся с ними своим видением:

- вдохновение черпается из окружающего мира, его находят в естественных источниках света;
- простые геометрические формы создают гармонию, приятную взгляду;
- неустаревающие, современные модели – лучше, чем тренды, которые приходят и уходят.

Джудит и Янос

Основатели *Manooi* *Джудит* и *Янос* сделали из студии то, чем она является сегодня. Образ компании сформировался на основе их личного опыта, знаний и представлений.

Янос Хедер приглашает нас посетить новый мир освещения. «*Свет создает пространство – будучи архитектором, я работаю с источниками света, как с элементами, определяющими пространство*», – *Янос Хедер, ведущий дизайнер Manooi.*

Материалы

С самого своего основания в 2005 году компания *Manooi* экспериментировала с широким ассортиментом материалов, включая фарфор, кожу, дерево, мрамор, бетон, стекло, бронзу и даже материалы Corian®, комбинируя их для создания уникальных произведений искусства.

Рамы люстр *Manooi* из нержавеющей стали могут быть покрыты золотом для лучшего соответствия интерьеру. Они собираются с использованием специально разработанного и произведенного на заказ крепежа. Специальные лампы и проводка делают эти творения из света долговечнее, гарантируя вам десятилетия прекрасного освещения.

Хрусталь

Важнейшим материалом для люстр компании *Manooi* был выбран хрусталь, который остается в центре композиции и сегодня. Благодаря способности отражать, преломлять и поглощать свет эти популярные во всем мире драгоценные камни создают особенные эффекты.



For an architect or an interior designer, a chandelier is not just a piece of light implant hanging from a ceiling or fixed on a wall. It is a magnificent piece of art, conceived and designed to complement the scheme, design and texture of the room.

Every chandelier is crafted with the best materials, crystal, laser-cut precision welded structure and highest quality parts at *Manooi's* very own workshop. *Manooi* understands the magic of crystal and its skilled craftsmen produce hand-craft exotic, custom-built chandeliers.



SWAROVSKI



Founded by *Daniel Swarovski* in 1895, *Swarovski* has enjoyed long-term, creative partnerships with *Christian Dior*, *Chanel* and *Prada*, among others.

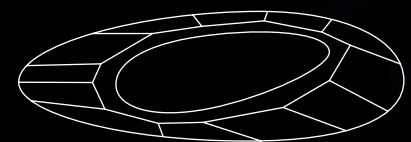
Because of their expertise in crystals, *Swarovski* has been the perfect conceptual partner for *Manooi* from the outset.



Swarovski sets new standards with its **ADVANCED CRYSTAL** formula.

It ensures unparalleled clarity, no apparent inclusions or grain lines and strict colour range tolerances.





ARTICA

CELEBRATING ARTICA

THE ICONIC MANOOI SHAPE WITH A BESPOKE SWAROVSKI CRYSTAL

As the ultimate symbol of partnership and cooperation between the two companies, *Manooi* unveils

Artica, by *Swarovski*; a tailor made crystal, designed by *János Héder* and manufactured in Wattens.

Its unique and recognizable shape ornates *Manooi* chandeliers. It embodies the quintessence of the

brand and verifies the chandelier's authenticity.



Extraordinary
Solution

For

Extraordinary
Spaces



CRYSTALIGHT
COLLECTION



Artica | page 18



Artikoi | page 22



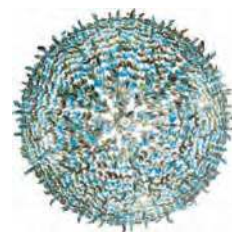
Atoll | page 26



Burj | page 30



Fjord | page 34



Iceberg | page 44



Halo | page 38



Infinity | page 48



Koi | page 52



Linea | page 56



Loop | page 60



Oeno | page 64



Polaris | page 68



Rio | page 72



Rose | page 76



Silk | page 80



Su | page 84



Vague | page 88



Vague 3D | page 92




Voile | page 96









Artica

The first and one of the most successful Manooi models, Artica embodies the spirit of the brand; over time it has become the recognised shape and logo of Manooi around the world. Although it is an item with architectural forms, it is ideal for being used in a wide range of spaces due to its smooth and curved shapes. You can order Artica in classic transparent or coloured crystal combination. Available in 7 standard sizes and also in custom sizes upon special request.






Dimensions (cm)			
Artica	L	W	H
Artica 120/45	120	45	17
Artica 140/52	140	52	19
Artica 160/60	160	60	21
Artica 180/68	180	68	21
Artica 200/75	200	75	21
Artica 220/80	220	80	26
Artica 240/90	240	90	26

Dimensions (cm)			
Artica +	L	W	H
Artica + 120/45	120	45	19
Artica + 140/52	140	52	23
Artica + 160/60	160	60	27
Artica + 180/68	180	68	31
Artica + 200/75	200	75	35
Artica + 220/80	220	80	44
Artica + 240/90	240	90	50



Artikoi

Artikoi is the product of a playful encounter between architectural austerity and sparkling *Manooi* style; it blends the timeless shape of *Artica* with the rectangle, the purest of architectural forms.





Dimensions (cm)



Artikoi

L W H

Artikoi 120/75	120	75	13
Artikoi 140/88	140	88	13
Artikoi 160/100	160	100	15
Artikoi 180/113	180	113	15
Artikoi 200/125	200	125	17
Artikoi 220/138	220	138	17

Dimensions (cm)



Artikoi +

L W H

Artikoi + 120/75	120	75	16
Artikoi + 140/88	140	88	16
Artikoi + 160/100	160	100	19
Artikoi + 180/113	180	113	19
Artikoi + 200/125	200	125	22
Artikoi + 220/138	220	138	22









Atoll

The perfect choice for lobbies, living rooms, or dining areas, *Atoll* captivates with the simplicity of its elliptical form. Being named after the ring-shaped coral reef, this chandelier evokes the ephemeral beauty of the world we live in.






Dimensions (cm)			
Atoll	L	W	H
Atoll 120/45	120	45	17
Atoll 140/52	140	52	17
Atoll 160/60	160	60	22
Atoll 180/68	180	68	22
Atoll 200/75	200	75	22
Atoll 220/80	220	80	27
Atoll 240/90	240	90	27
Atoll 270/100	270	100	27
Atoll 300/112	300	112	27

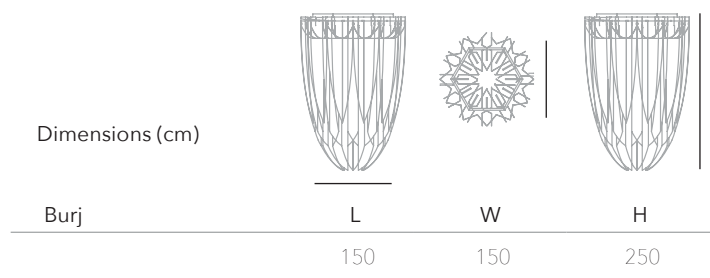
Dimensions (cm)			
Atoll +	L	W	H
Atoll + 120/45	120	45	20
Atoll + 140/52	140	52	20
Atoll + 160/60	160	60	26
Atoll + 180/68	180	68	26
Atoll + 200/75	200	75	26
Atoll + 220/80	220	80	32
Atoll + 240/90	240	90	32
Atoll + 270/100	270	100	32
Atoll + 300/112	300	112	32



Burj

Burj crystal chandelier is the crown jewel of any space. We really like to play with light and shadow to create an atmosphere within an interior space. Burj creates a beautiful pattern on the ground while it nicely illuminates its environment. You can be sure that everybody will be amazed by your home if Burj crystal chandelier is in it.








Fjord

Fjord is a vibrating waterfall of crystal, sparkling and illuminating the staircases and atriums in which it is installed. Used independently, or as part of a group installation, Fjord dazzles the eye of the beholder. Fjord can be ordered in 3 different versions: ceiling and pendant, making it an extremely versatile design.





Dimensions (cm)



Fjord	L	W	H
Fjord 100/22 Ø	22	22	100
Fjord 120/22 Ø	22	22	120
Fjord 140/22 Ø	22	22	140
Fjord 160/22 Ø	22	22	160
Fjord 180/22 Ø	22	22	180
Fjord 210/30 Ø	30	30	210
Fjord 240/32 Ø	32	32	240
Fjord 270/32 Ø	32	32	270
Fjord 300/32 Ø	32	32	300
Fjord 330/32 Ø	32	32	330
Fjord 360/40 Ø	40	40	360
Fjord 400/40 Ø	40	40	400
Fjord 440/40 Ø	40	40	440
Fjord 480/48 Ø	48	48	480
Fjord 520/48 Ø	48	48	520
Fjord 560/56 Ø	56	56	560
Fjord 600/56 Ø	56	56	600






Halo




Halo was designed with the intention to keep an apparent insubstantiality by using a minimum of matter without ever compromising with the quality and the effect rendered. This unique piece reminds us of the excellent capacity and phenomena that light can create. Every crystal is carefully assembled as small branches, emerging like light beams that would be cover with frost and diffracting the light into thousands of sparkles.






Dimensions (cm)			
Halo Vertical	L	W	H
Halo 124	124	124	5
Halo 80	80	80	5
Halo 54	54	54	5
Halo 40	40	40	5



Dimensions (cm)			
Halo Horizontal	L	W	H
Halo 124	124	124	5
Halo 80	80	80	5
Halo 54	54	54	5
Halo 40	40	40	5



Iceberg


Technically speaking, *Iceberg* is one of the most intricate and advanced chandeliers. Manufactured in the *Manooi* atelier, *Iceberg* comes in 32 different sizes and shapes to adapt to every architectural space.

Variants include a popular hemispherical version and also its egg-shaped twin, the *Iceberg Deep*, claiming more vertical space.





Dimensions (cm)



Iceberg	L	W	H
Iceberg 30	30	30	25
Iceberg 40	40	40	25
Iceberg 50	50	50	25
Iceberg 60	60	60	30
Iceberg 70	70	70	30
Iceberg 80	80	80	35
Iceberg 90	90	90	40
Iceberg 100	100	100	45
Iceberg 120	120	120	50
Iceberg 140	140	140	55
Iceberg 160	160	160	70
Iceberg 180	180	180	70

Dimensions (cm)



Iceberg deep	L	W	H
Iceberg deep 30	30	30	80
Iceberg deep 40	40	40	80
Iceberg deep 50	50	50	100
Iceberg deep 60	60	60	100

Dimensions (cm)



Iceberg	L	W	H
Iceberg 100/40	100	40	28
Iceberg 120/48	120	48	30
Iceberg 140/56	140	56	32
Iceberg 160/64	160	64	34
Iceberg 180/72	180	72	36
Iceberg 200/80	200	80	38
Iceberg 220/88	220	88	40
Iceberg 240/96	240	96	42

Dimensions (cm)



Iceberg	L	W	H
Iceberg 100/25	100	25	22
Iceberg 120/30	120	30	24
Iceberg 140/35	140	35	26
Iceberg 160/40	160	40	28
Iceberg 180/45	180	45	30
Iceberg 200/50	200	50	32
Iceberg 220/55	220	55	34
Iceberg 240/60	240	60	36

Iceberg is also available in + version. See Technical Data for details.



Infinity

Designed by János Héder, Infinity crystal chandelier awakes the power of eternity with its never ending loops, symbolises empowerment and everlasting positiveness. It offers a playful and dynamic illumination concept to any setting.






Dimensions (cm)



Infinity	L	W	H
	130	54	20









Koi




Possibly the most classical shape in the *Manooi* catalogue, *Koi* seduces with its elegant simplicity and is thus the preferred choice of representative spaces such as embassies or hotel lobbies. Its versatility makes it adaptable to all kinds of environments and it provides a well-defined geometrical light which is easier to plan for.








Dimensions (cm)			
Koi	L	W	H
Koi 80/80	80	80	18
Koi 100/100	100	100	18
Koi 120/120	120	120	18
Koi 140/140	140	140	18
Koi 160/160	160	160	18

Dimensions (cm)			
Koi +	L	W	H
Koi + 80/80	80	80	22
Koi + 100/100	100	100	22
Koi + 120/120	120	120	22
Koi + 140/140	140	140	22
Koi + 160/160	160	160	22

Dimensions (cm)			
Koi	L	W	H
Koi 160/80	160	80	18
Koi 180/110	180	110	18
Koi 220/110	220	110	18
Koi 300/110	300	110	18
Koi 400/110	400	110	18

Dimensions (cm)			
Koi +	L	W	H
Koi + 160/80	160	80	22
Koi + 180/110	180	110	22
Koi + 220/110	220	110	22
Koi + 300/110	300	110	22
Koi + 400/110	400	110	22



Linea

Unlike the other products of the *Manooi* range, *Linea* is striking in its length. It is frequently installed in rectangular, narrow spaces such as corridors or passageways in residential and hospitality environments alike.





Dimensions (cm)




Linea	L	W	H
Linea 100/14	100	14	40
Linea 120/14	120	14	40
Linea 140/14	140	14	40
Linea 160/14	160	14	40
Linea 180/14	180	14	40
Linea 200/14	200	14	40
Linea 220/14	220	14	40
Linea 240/14	240	14	40









Loop

The most ancestral of all the shapes, the omnipresent circle, *Loop* is a majestic chandelier, perfect in its simplicity. Interstellar in appearance, its application is generally recommended for circular rooms or furniture, creating unparalleled harmony between light and space.





Dimensions (cm)			
Loop	L	W	H
Loop 80	80	80	15
Loop 100	100	100	15
Loop 120	120	120	15
Loop 140	140	140	15
Loop 150	150	150	15
Loop 160	160	160	15
Loop 180	180	180	15
Loop 200	200	200	15
Loop 220	220	220	15
Loop 240	240	240	15

Dimensions (cm)			
Loop	L	W	H
Loop 120/60	120	60	15
Loop 140/70	140	70	15
Loop 160/80	160	80	15
Loop 180/90	180	90	15
Loop 200/100	200	100	15
Loop 220/110	220	110	15
Loop 240/120	240	120	15

Loop is also available in + version. See Technical Data for details.









Oeno




Named after the coral atoll in the South Pacific Ocean that forms part of the Pitcairn Islands overseas territory, *Oeno* represents this peaceful island embodying the tranquil haven we all strive for. *Oeno*'s gentle curves create this uniquely shaped ensemble, exquisitely ornamenting the premises in which it is installed.








Dimensions (cm)			
Oeno	L	W	H
Oeno 80/80	80	80	18
Oeno 100/100	100	100	18
Oeno 120/120	120	120	18
Oeno 140/140	140	140	18
Oeno 160/160	160	160	18

Dimensions (cm)			
Oeno	L	W	H
Oeno 160/80	160	80	18
Oeno 180/110	180	110	18
Oeno 220/110	220	110	18
Oeno 300/110	300	110	18
Oeno 400/110	400	110	18

Dimensions (cm)			
Oeno +	L	W	H
Oeno + 80/80	80	80	22
Oeno + 100/100	100	100	22
Oeno + 120/120	120	120	22
Oeno + 140/140	140	140	22
Oeno + 160/160	160	160	22

Dimensions (cm)			
Oeno +	L	W	H
Oeno + 160/80	160	80	22
Oeno + 180/110	180	110	22
Oeno + 220/110	220	110	22
Oeno + 300/110	300	110	22
Oeno + 400/110	400	110	22



Polaris

Perfect for installing in multiple, *Polaris* is astonishingly dense in shape. With both mineral and stellar associations, this chandelier captivates and represents a new departure in the manufacturing possibilities of the brand.

Polaris is available in 3 standard shapes and can be further enhanced by choice combinations of coloured crystals.





Dimensions (cm)



Polaris	L	W	H
Polaris 70/37	70	37	14
Polaris 100/53	100	53	16
Polaris 120/65	120	65	18

Dimensions (cm)



Polaris +	L	W	H
Polaris + 70/37	70	37	17
Polaris + 100/53	100	53	20
Polaris + 120/65	120	65	23






Rio



This chandelier demonstrates the effect of gravity in space;
Rio is asymmetry combined with the perfect regularity of the circle.

It is the chandelier of choice for those wishing a twist on the symmetrical
simplicity of *Loop*.





Dimensions (cm)			
Rio	L	W	H
Rio 100	100	100	17
Rio 120	120	120	18
Rio 140	140	140	19
Rio 160	160	160	19
Rio 180	180	180	19

Dimensions (cm)			
Rio +	L	W	H
Rio + 100	100	100	21
Rio + 120	120	120	22
Rio + 140	140	140	23
Rio + 160	160	160	23
Rio + 180	180	180	23



Rose

Originally designed as a bespoke light creation for a high-end medical cabinet, *Rose's* popularity among *Manooi's* main clients and partners secured its place in the *Manooi* portfolio, as part of the *Crystalight Collection*.

Its harmonious shape, symbolising happiness and positivity, accounts for its popularity.





Dimensions (cm)

Rose	L	W	H
Rose 160/60	160	60	21
Rose 200/70	200	70	21
Rose 240/90	240	90	26

Dimensions (cm)

Rose +	L	W	H
Rose + 160/60	160	60	25
Rose + 200/70	200	70	25
Rose + 240/90	240	90	31



Silk

Silk is the most varied chandelier in the Manooi collection. It is available in 3 different shapes in order to make playful composition; a circular, an oval and a rectangular version. You can also order it with clear or colourful crystals, or with brass chains. This versatility makes it adaptable to any kind of space.





Dimensions (cm)			
	L	W	H
Silk Q 60	60	8	40
Silk O 40	40	8	40
Silk O 22	22	8	80
Silk Q 140	140	8	30
Silk C 36	36	8	36
Silk C 52	52	8	52
Silk O 120/36	120	8	36
Silk O 80/24	80	8	24









Su

Su chandelier with its geometrical form is able to shape the space and complement it with its natural yet modern vibe. You can choose transparent or coloured crystal combination in standard sizes or according to your needs.





Dimensions (cm)			
Su	L	W	H
Su 80	80	93	15
Su 100	100	115	15
Su 120	120	138	15
Su 140	140	162	15

			
Su+	L	W	H
Su + 80	80	93	19
Su + 100	100	115	19
Su + 120	120	138	19
Su + 140	140	162	19



Vague

Reminiscent of waves on a transcendently calm ocean, *Vague* represents the next generation of *Manooi* crystal chandeliers and is a precursor to the *Personal Universe Collection*. With its dynamic shape and sinusoidal appearance, *Vague* demonstrates the true potential of crystals and showcases *Manooi* expertise at its finest.

Vague is a sophisticated product and represents the perfect solution for high end hospitality entities such as restaurants or hotels.





Dimensions (cm)




Vague	L	W	H
Vague 120	120	40	25
Vague 160	160	45	30
Vague 180	180	48	35
Vague 240	240	75	40
Vague 360	360	90	45





Vague 3D

Adding an extra dimension to Vague, Vague 3D incorporates both horizontal and vertical ripples. Here, János Héder has created a unique and intriguingly serpentine chandelier. The installation opportunities of Vague 3D are many and when installed either alone or, ideally, in multiple, this chandelier becomes the focus of any room.





Dimensions (cm)


			
Vague 3D	L	W	H
Vague 3D 140	140	14	16
Vague 3D 188	188	14	16
Vague 3D 230	230	14	16
Vague 3D 280	280	14	16






Voile

Voile chandelier is designed to stand the test of time. It combines the latest LED technology with artistic manufacturing techniques. Its versatility makes it adaptable to any kind of space. It is available in different sizes and shapes and you can also choose the trimmings from the best quality crystals or brass chains.





Dimensions (cm)

Voile	 L	 W	 H
Voile C 8	8	8	100
	8	8	128
	8	8	150
Voile Q 8/8	8	8	100
	8	8	128
	8	8	150
Voile Q 8/16	16	8	100
	16	8	128
	16	8	150
Voile O 8/16	16	8	100
	16	8	128
	16	8	150
Voile O 8/22	22	8	100
	22	8	128
	22	8	150

P E R S O N A L U N I V E R S E
C O L L E C T I O N



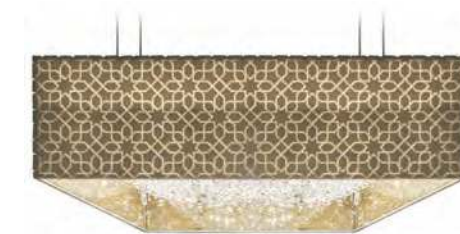
Ciel | page 102



Cielo | page 106



Deep Sky | page 110



Deep Sky Orient | page 114



Lune | page 118



Ozero | page 122



Tondo | page 126



Wissh | page 130



Ciel

Ciel evokes a clear and starry night in the desert. The numerous, customized crystals of different sizes, produce multiple beams of light which delicately illuminate the space.


Symbolic of the partnership between *Manooi* and *Swarovski*, *Ciel* is a unique fusion of *Manooi* design and craftsmanship, with crystal expertise. Creating a stunning personal universe, *Ciel* sets new standards in the world of crystal chandeliers.





Dimensions (cm)

Ciel	L	W	H
Ciel 60	60	60	30
Ciel 100	100	100	50
Ciel 180	180	180	55






Cielo

Cielo - Ciel's twin - has been designed as an inverse, convex version of the former. Creating an interesting ensemble, it is also available as a floor lamp which can be used to make a remarkable effect with the ceiling version.





Dimensions (cm)

			
Cielo	L	W	H
Cielo 62	62	62	9




Deep Sky

Deep Sky is an attempt to grasp the infinity of space, crystals augmented by their own reflections. This infinite mass of twinkling stars is only visible from below, a solid box of painted wood concealing the sparkling multitude.

Available in 18 standard sizes for different architectural spaces, *Deep Sky* is the most versatile and popular chandelier of the *Personal Universe Collection*.





Dimensions (cm)



Deep Sky

L

W

H

Deep Sky 80/80/28

80

80

28

Deep Sky 100/100/28

100

100

28

Deep Sky 120/120/28

120

120

28

Deep Sky 80/80/40

80

80

40

Deep Sky 100/100/40

100

100

40

Deep Sky 120/120/40

120

120

40

Dimensions (cm)



Deep Sky

L

W

H

Deep Sky 160/48/28

160

48

28

Deep Sky 160/80/28

160

80

28

Deep Sky 120/100/28

120

100

28

Deep Sky 160/100/28

160

100

28

Deep Sky 160/120/28

160

120

28

Deep Sky 200/120/28

200

120

28

Deep Sky 160/48/40

160

48

40

Deep Sky 160/80/40

160

80

40

Deep Sky 120/100/40

120

100

40

Deep Sky 160/100/40

160

100

40

Deep Sky 160/120/40

160

120

40

Deep Sky 200/120/40

200

120

40









Deep Sky Orient

Far beyond our galaxy in the deep sky, there are billions and billions of galaxies with trillions of sparkling stars. The marvellous Deep Sky Orient crystal chandelier follows the Islamic heritage and traditional designs and translated into a modern design of pattern. It is available in 18 standard sizes or in custom sizes also according to your needs.





Dimensions (cm)			
Deep Sky Orient	L	W	H
Deep Sky Orient 80/80/28	80	80	28
Deep Sky Orient 100/100/28	100	100	28
Deep Sky Orient 120/120/28	120	120	28
Deep Sky Orient 80/80/40	80	80	40
Deep Sky Orient 100/100/40	100	100	40
Deep Sky Orient 120/120/40	120	120	40

Dimensions (cm)			
Deep Sky Orient	L	W	H
Deep Sky Orient 160/48/28	160	48	28
Deep Sky Orient 160/80/28	160	80	28
Deep Sky Orient 120/100/28	120	100	28
Deep Sky Orient 160/100/28	160	100	28
Deep Sky Orient 160/120/28	160	120	28
Deep Sky Orient 200/120/28	200	120	28
Deep Sky Orient 160/48/40	160	48	40
Deep Sky Orient 160/80/40	160	80	40
Deep Sky Orient 120/100/40	120	100	40
Deep Sky Orient 160/100/40	160	100	40
Deep Sky Orient 160/120/40	160	120	40
Deep Sky Orient 200/120/40	200	120	40



Lune

Bringing the moon inside, *Lune* is a glowing crystal hemisphere. The light from *Lune* provides a uniquely comforting experience.

The dark side of this amazing light creation comes in black, white or even champagne.





Dimensions (cm)

Lune	L	W	H
Lune 60	60	60	30
Lune 100	100	100	50
Lune 180	180	180	55






Ozero

Combining the famous *Iceberg* shape with the *Lune* upper hemisphere, *Ozero* became the flagship design of *Manooi's Personal Universe Collection*. Debuting in the main hall of the Hungarian Art Gallery in an ensemble of 3 imposing chandeliers, *Ozero* remains the symbol of luxurious design and outstanding craftsmanship.





Dimensions (cm)			
Ozero	L	W	H
Ozero 60	60	60	55
Ozero 100	100	100	85
Ozero 180	180	180	105



Tondo

Comprising a myriad of crystals in a circular work of art, *Tondo* boosts the *Personal Universe Collection*. Here, *Manooi's* crystal chain expertise is combined with stainless steel to dramatic effect.

Available in three versions; as a floor lamp, a table lamp and a suspended chandelier, *Tondo* is the first choice for state of the art loft conversions and boutique hotels alike.





Dimensions (cm)



Tondo	L	W	H
Tondo 36	36	36	7
Tondo 54	54	54	7
Tondo 80	80	80	10



Wissh

The sight of a shooting star captivates the beholder and *Wissh* symbolising a meteor entering our atmosphere and illuminating a summer night, fascinates in the same way. As a dynamic and magnificent piece of architecture, *Wissh* needs space to live: it is most typically fitted in hotel lobbies or reception spaces.





Dimensions (cm)

Wissh	L	W	H
Wissh 280	280	20	40
Wissh 560	560	40	80

F L O O R L A M P
T A B L E L A M P
W A L L L A M P



Cielo Floor | page 136



Tondo Floor | page 137



Linea Table | page 138



Tondo Table | page 139






Linea Wall | page 140



Silk Wall | page 141




Cielo Floor



Dimensions (cm)			
Cielo floor	L	W	H
Cielo floor	185	50	180




Tondo Floor



Dimensions (cm)			
Tondo floor	L	W	H
Tondo floor	185	50	180




Linea Table



Dimensions (cm)			
Linea table	L	W	H
Linea table 25	25	14	40
Linea table 40	40	14	40
Linea table 60	60	14	60
Linea table 80	80	14	40
Linea table 100	100	14	40
Linea table 120	120	14	40

Tondo Table



Dimensions (cm)			
Tondo table	L	W	H
Tondo table	36	36	44

Linea Wall



Dimensions (cm)			
Linea wall	L	W	H
Linea wall 16/35	16	9	35
Linea wall 20/35	20	9	35
Linea wall 25/35	25	9	35
Linea wall 40/35	40	9	35
Linea wall 60/35	60	9	35

Silk Wall



Dimensions (cm)			
Silk Wall	L	W	H
Silk Wall Q 20	20	10	35
Silk Wall Q 25	25	10	35
Silk Wall Q 40	40	10	35
Silk Wall Q 60	60	10	35
Silk Wall Q 80	80	10	35
Silk Wall Q 100	100	10	35
Silk Wall Q 120	120	10	35

UNIQUELY PERSONALISED CHANDELIERS

Manooi's standard light creations can be personalised to provide for differences in personal taste and to best complement the styles and colour schemes of the interiors in which they will be placed.

Please refer to your *Manooi* partner for further information.



1. CRYSTALS AND COLOURS

Some of *Manooi's* models (eg. *Ciel*, *Cielo*, *Wissh*) are only available with *Swarovski* crystals, due to the complexity of their manufacture. Other chandeliers are available with other premium crystal components as well.

Colours can be chosen to best complement the space in which the chandelier will be placed. These examples are just a few of the almost infinite possibilities.



2. FRAME AND RINGS

Manooi manufactures frames and rings out of stainless steel due to its longevity and strength. Gold plated metal parts are also available as an extra.



3. 360° SPARKLE

The majority of standard chandeliers are also available in a version designed to be viewed from above. This version, denoted by '+', has crystal trimmings all around the frame such that the effect is the same from above as from below.

4. SIZE

The standard sizes of *Manooi* chandeliers vary according to the requirements of the design, to create maximum effect.

However, minor changes to the sizes and proportions shown in the catalogue are possible.

B E S P O K E
L I G H T C R E A T I O N S

Manooi's expertise lies in creating fully bespoke chandeliers and other lighting. From conception through design and manufacturing to installation, Manooi works tirelessly to delight the customer.

The following pages feature just a few of Manooi's bespoke creations.



Hypernova



Polar light





Moha



Icefall



TECHNICAL DATA

Crystalight

Artica	155
Artikoi	156
Atoll	157
Burj	158
Fjord	159
Halo	160
Iceberg	161
Infinity	163
Koi	164
Linea	166
Loop	167
Oeno	168
Polaris	170
Rio	171
Rose	172
Silk	173
Su	174
Vague	175
Vague 3D	176
Voile	177

Personal Universe

Ciel	178
Cielo	179
Deep Sky	180
Deep Sky Orient	181
Lune	182
Ozero	183
Tondo	184
Wish	185
Floor, Table & Wall Lamps	
Cielo floor	186
Tondo floor	187
Linea table	188
Tondo table	189
Linea wall	190
Silk wall	191

Marks and symbols

English	192
Deutsch	193
Français	194
Русский	195

Artica - technical data



Dimensions (cm)



Package (cm)



Artica	L	W	H	kg	L	W	H	Σ kg
Artica 120/45	120	45	17	14	135	60	27	30
Artica 140/52	140	52	19	18	155	67	27	36
Artica 160/60	160	60	21	21	175	75	27	42
Artica 180/68	180	68	21	28	195	83	27	52
Artica 200/75	200	75	21	29	215	90	27	57
Artica 220/80	220	80	26	36	235	95	27	66
Artica 240/90	240	90	26	43	255	105	27	78




Artica +	L	W	H	kg	L	W	H	Σ kg
Artica + 120/45	120	45	19	17	135	60	27	33
Artica + 140/52	140	52	23	21	155	67	27	39
Artica + 160/60	160	60	27	25	175	75	27	46
Artica + 180/68	180	68	31	32	195	83	27	56
Artica + 200/75	200	75	35	34	215	90	27	62
Artica + 220/80	220	80	44	41	235	95	27	71
Artica + 240/90	240	90	50	49	255	105	27	84

COLLECTION: CRYSTALIGHT

Type: suspended chandelier
 Structure: polished stainless steel
 Trimmings: full-cut crystal octagons and pendants in various sizes and forms

Pinnings: nickel plated rings
 Suspension: galvanized bowden - Ø1,5 mm
 Light source: max. 60 W - G9 halogen
 Cable: transparent PVC+PVC - 250 cm
 Ceiling Rose: polished chrome-plated steel





Artikoi	Dimensions (cm)				Package (cm)			
	L	W	H	kg	L	W	H	Σ kg
Artikoi 120/75	120	75	13	19	135	90	27	38
Artikoi 140/88	140	88	13	21	155	103	27	44
Artikoi 160/100	160	100	15	24	175	115	27	51
Artikoi 180/113	180	113	15	27	195	128	27	58
Artikoi 200/125	200	125	17	32	215	140	27	68
Artikoi 220/138	220	138	17	38	235	153	27	79

Artikoi +	Dimensions (cm)				Package (cm)			
	L	W	H	kg	L	W	H	Σ kg
Artikoi + 120/75	120	75	16	22	135	90	27	41
Artikoi + 140/88	140	88	16	25	155	103	27	48
Artikoi + 160/100	160	100	19	29	175	115	27	56
Artikoi + 180/113	180	113	19	33	195	128	27	64
Artikoi + 200/125	200	125	22	39	215	140	27	75
Artikoi + 220/138	220	138	22	46	235	153	27	87

COLLECTION: CRYSTALIGHT
 Type: suspended chandelier
 Structure: polished stainless steel
 Trimmings: full-cut crystal octagons and pendants in various sizes and forms

Pinnings: nickel plated rings
 Suspension: galvanized bowden - Ø1,5 mm
 Light source: max. 60 W - G9 halogen
 Cable: transparent PVC+PVC - 250 cm
 Ceiling Rose: polished chrome-plated steel



Atoll	Dimensions (cm)				Package (cm)			
	L	W	H	kg	L	W	H	Σ kg
Atoll 120/45	120	45	17	12	135	60	27	28
Atoll 140/52	140	52	17	16	155	67	27	34
Atoll 160/60	160	60	22	23	175	75	27	44
Atoll 180/68	180	68	22	26	195	83	27	50
Atoll 200/75	200	75	22	29	215	90	27	57
Atoll 220/80	220	80	27	34	235	95	27	64
Atoll 240/90	240	90	27	40	255	105	27	75
Atoll 270/100	270	100	27	45	150	115	27	2×47
Atoll 300/112	300	112	27	54	165	127	27	2×60

Atoll +	Dimensions (cm)				Package (cm)			
	L	W	H	kg	L	W	H	Σ kg
Atoll + 120/45	120	45	20	15	135	60	27	31
Atoll + 140/52	140	52	20	19	155	67	27	37
Atoll + 160/60	160	60	26	26	175	75	27	47
Atoll + 180/68	180	68	26	29	195	83	27	53
Atoll + 200/75	200	75	26	32	215	90	27	60
Atoll + 220/80	220	80	32	37	235	95	27	67
Atoll + 240/90	240	90	32	43	255	105	27	78
Atoll + 270/100	270	100	32	48	150	115	27	2×48
Atoll + 300/112	300	112	32	57	165	127	27	2×62


COLLECTION: CRYSTALIGHT
 Type: suspended chandelier
 Structure: polished stainless steel
 Trimmings: full-cut crystal octagons and pendants in various sizes and forms

Pinnings: nickel plated rings
 Suspension: galvanized bowden - Ø1,5 mm
 Light source: max. 60 W - G9 halogen
 Cable: transparent PVC+PVC - 250 cm
 Ceiling Rose: polished chrome-plated steel





Dimensions (cm)



Package (cm)



Burj	L	W	H	kg	L	W	H	Σ kg
	150	150	250	630	180	180	70	-

COLLECTION: CRYSTALIGHT
 Type: suspended chandelier
 Structure: polished stainless steel
 Trimmings: full-cut crystal octagons

Pinnings: steel rings
 Suspension: galvanized bowden - Ø1,5 mm
 Light source: GU 10 LED bulb
 Cable: transparent PVC+PVC - 250 cm
 Ceiling Rose: polished chrome-plated steel



Dimensions (cm)



Package (cm)



Fjord	L	W	H	kg	L	W	H	Σ kg
Fjord 100/22 Ø	22	22	100	6	95	37	39	18
Fjord 120/22 Ø	22	22	120	9	115	37	39	22
Fjord 140/22 Ø	22	22	140	10	135	37	39	24
Fjord 160/22 Ø	22	22	160	11	155	37	39	27
Fjord 180/22 Ø	22	22	180	15	175	37	39	32
Fjord 210/30 Ø	30	30	210	21	205	45	47	43
Fjord 240/32 Ø	32	32	240	22	235	47	49	47
Fjord 270/32 Ø	32	32	270	25	265	47	49	53
Fjord 300/32 Ø	32	32	300	27	195	48	49	49
Fjord 330/32 Ø	32	32	330	29	225	48	49	54
Fjord 360/40 Ø	40	40	360	36	195	60	55	62
Fjord 400/40 Ø	40	40	400	40	215	60	55	68
Fjord 440/40 Ø	40	40	440	43	235	60	55	73
Fjord 480/48 Ø	48	48	480	46	175	96	63	78
Fjord 520/48 Ø	48	48	520	50	188	96	63	83
Fjord 560/56 Ø	56	56	560	54	202	112	71	94
Fjord 600/56 Ø	56	56	600	58	215	112	71	99

COLLECTION: CRYSTALIGHT
 Type: suspended chandelier
 Structure: polished stainless steel
 Trimmings: full-cut crystal octagons and pendants in various sizes and forms

Pinnings: nickel plated rings
 Suspension: galvanized bowden - Ø1,5 mm
 Light source: max. 60 W - G9 halogen
 Cable: transparent PVC+PVC - 250 cm
 Ceiling Rose: polished chrome-plated steel






Halo	Dimensions (cm)			kg	Package (cm)			Σ kg
	L	W	H		L	W	H	
Halo 124	124	124	5	13	143	143	13	28
Halo 80	80	80	5	8	98	98	13	18
Halo 54	54	54	5	6	63	63	13	13
Halo 40	40	40	5	4	58	58	13	10



Available only with Swarovski crystals.

COLLECTION: CRYSTALIGHT
 Type: suspended chandelier
 Structure: painted finish aluminum
 Trimmings: Swarovski elements
 Suspension: galvanized bowden - Ø 1,0 mm

Colours: any RAL colour
 Light source: LED
 Cable: PVC+PVC / textile (black/white) -
 Ceiling Rose: 250 cm painted steel



Iceberg	Dimensions (cm)			kg	Package (cm)			Σ kg
	L	W	H		L	W	H	
Iceberg 30	30	30	25	3	45	45	37	12
Iceberg 40	40	40	25	5	55	55	37	15
Iceberg 50	50	50	25	8	65	65	37	19
Iceberg 60	60	60	30	10	75	75	37	24
Iceberg 70	70	70	30	15	85	85	42	31
Iceberg 80	80	80	35	16	95	95	47	35
Iceberg 90	90	90	40	21	105	105	52	43
Iceberg 100	100	100	45	26	115	115	57	51
Iceberg 120	120	120	50	31	135	135	62	63
Iceberg 140	140	140	55	50	155	155	67	89
Iceberg 160	160	160	70	57	175	175	82	113
Iceberg 180	180	180	70	71	200	200	82	135

Iceberg +	Dimensions (cm)			kg	Package (cm)			Σ kg
	L	W	H		L	W	H	
Iceberg + 40	40	40	30	7	60	60	42	19
Iceberg + 60	60	60	35	13	80	80	47	29
Iceberg + 80	80	80	43	20	100	100	57	42

Iceberg - technical data

Iceberg deep	Dimensions (cm)			kg	Package (cm)			Σ kg
	L	W	H		L	W	H	
Iceberg deep 30	30	30	80	9	45	45	92	22
Iceberg deep 40	40	40	80	11	55	55	92	26
Iceberg deep 50	50	50	100	16	65	65	112	36
Iceberg deep 60	60	60	100	21	75	75	112	44

Iceberg	Dimensions (cm)			kg	Package (cm)			Σ kg
	L	W	H		L	W	H	
Iceberg 100/40	100	40	28	8	115	55	40	23
Iceberg 120/48	120	48	30	11	135	63	42	30
Iceberg 140/56	140	56	32	14	155	71	44	36
Iceberg 160/64	160	64	34	18	175	79	46	43
Iceberg 180/72	180	72	36	21	195	87	48	59
Iceberg 200/80	200	80	38	30	215	95	50	72
Iceberg 220/88	220	88	40	32	235	103	52	78
Iceberg 240/96	240	96	42	35	255	111	54	84

Iceberg	Dimensions (cm)			kg	Package (cm)			Σ kg
	L	W	H		L	W	H	
Iceberg 100/25	100	25	22	8	115	40	32	22
Iceberg 120/30	120	30	24	9	135	45	34	24
Iceberg 140/35	140	35	26	10	155	50	37	27
Iceberg 160/40	160	40	28	14	175	55	38	34
Iceberg 180/45	180	45	30	20	195	60	40	47
Iceberg 200/50	200	50	32	25	215	65	42	55
Iceberg 220/55	220	55	34	28	235	70	46	61
Iceberg 240/60	240	60	36	31	255	75	46	68

COLLECTION: CRYSTALIGHT
 Type: suspended chandelier
 Structure: polished stainless steel
 Trimmings: full-cut crystal octagons and pendants in various sizes and forms

Pinnings: nickel plated rings
 Suspension: galvanized bowden - Ø1,5 mm
 Light source: max. 60 W - G9 halogen
 Cable: transparent PVC+PVC - 250 cm
 Ceiling Rose: polished chrome-plated steel



Infinity - technical data




Infinity	Dimensions (cm)			kg	Package (cm)			Σ kg
	L	W	H		L	W	H	
	130	54	20	15	145	70	37	35

COLLECTION: CRYSTALIGHT
 Type: suspended chandelier
 Structure: polished stainless steel
 Trimmings: full-cut crystal octagons

Pinnings: nickel plated rings
 Suspension: galvanized bowden - Ø1,5 mm
 Light source: LED stripe
 Cable: transparent PVC+PVC - 250 cm
 Ceiling Rose: polished chrome-plated steel





Koi	Dimensions (cm)			kg	Package (cm)			Σ kg
	L	W	H		L	W	H	
Koi 80/80	80	80	18	18	95	95	27	34
Koi 100/100	100	100	18	21	115	115	27	41
Koi 120/120	120	120	18	23	135	135	27	48
Koi 140/140	140	140	18	32	155	155	27	62
Koi 160/160	160	160	18	37	175	175	27	72

Koi	Dimensions (cm)			kg	Package (cm)			Σ kg
	L	W	H		L	W	H	
Koi 160/80	160	80	18	27	175	95	27	50
Koi 180/110	180	110	18	34	195	125	27	64
Koi 220/110	220	110	18	45	235	125	27	82
Koi 300/110	300	110	18	60	165	125	27	2×52
Koi 400/110	400	110	18	68	215	125	27	2×66

Koi +	Dimensions (cm)			kg	Package (cm)			Σ kg
	L	W	H		L	W	H	
Koi + 80/80	80	80	22	21	95	95	27	37
Koi + 100/100	100	100	22	24	115	115	27	44
Koi + 120/120	120	120	22	27	145	145	27	52
Koi + 140/140	140	140	22	37	155	155	27	67
Koi + 160/160	160	160	22	42	175	175	27	77


Koi +	Dimensions (cm)			kg	Package (cm)			Σ kg
	L	W	H		L	W	H	
Koi + 160/80	160	80	22	31	175	95	27	54
Koi + 180/110	180	110	22	38	195	125	27	68
Koi + 220/110	220	110	22	50	235	125	27	87
Koi + 300/110	300	110	22	65	165	125	27	2×55
Koi + 400/110	400	110	22	74	215	125	27	2×70

COLLECTION: CRYSTALIGHT
 Type: suspended chandelier
 Structure: polished stainless steel
 Trimmings: full-cut crystal octagons and pendants in various sizes and forms

Pinnings: nickel plated rings
 Suspension: galvanized bowden - Ø1,5 mm
 Light source: max. 60 W - G9 halogen
 Cable: transparent PVC+PVC - 250 cm
 Ceiling Rose: polished chrome-plated steel



Linea - technical data



Linea	Dimensions (cm)			kg	Package (cm)			Σ kg
	L	W	H		L	W	H	
Linea 100/14	100	14	40	8	115	30	45	21
Linea 120/14	120	14	40	12	135	30	45	27
Linea 140/14	140	14	40	15	155	30	45	31
Linea 160/14	160	14	40	19	175	30	45	36
Linea 180/14	180	14	40	20	195	30	45	39
Linea 200/14	200	14	40	24	215	30	45	44
Linea 220/14	220	14	40	27	235	30	45	49
Linea 240/14	240	14	40	32	255	30	45	55

COLLECTION: CRYSTALIGHT
 Type: suspended chandelier
 Structure: polished stainless steel
 Trimmings: full-cut crystal octagons and pendants in various sizes and forms

Pinnings: nickel plated rings
 Suspension: galvanized bowden - Ø1,5 mm
 Light source: max. 60 W - G9 halogen
 Cable: transparent PVC+PVC - 250 cm
 Ceiling Rose: polished chrome-plated steel



Loop - technical data



Loop	Dimensions (cm)			kg	Package (cm)			Σ kg
	L	W	H		L	W	H	
Loop 80	80	80	15	16	95	95	27	31
Loop 100	100	100	15	16	115	115	27	36
Loop 120	120	120	15	20	135	135	27	44
Loop 140	140	140	15	22	155	155	27	52
Loop 150	150	150	15	24	165	165	27	57
Loop 160	160	160	15	26	175	175	27	62
Loop 180	180	180	15	32	195	195	27	74
Loop 200	200	200	15	37	215	215	27	86
Loop 220	220	220	15	40	235	235	27	89
Loop 240	240	240	15	45	255	255	27	94

Loop	Dimensions (cm)			kg	Package (cm)			Σ kg
	L	W	H		L	W	H	
Loop 120/60	120	60	15	14	135	75	27	32
Loop 140/70	140	70	15	19	155	85	27	40
Loop 160/80	160	80	15	23	175	95	27	48
Loop 180/90	180	90	15	30	195	105	27	59
Loop 200/100	200	100	15	35	215	115	27	68
Loop 220/110	220	110	15	38	235	125	27	75
Loop 240/120	240	120	15	41	255	135	27	83

COLLECTION: CRYSTALIGHT
 Type: suspended chandelier
 Structure: polished stainless steel
 Trimmings: full-cut crystal octagons and pendants in various sizes and forms

Pinnings: nickel plated rings
 Suspension: galvanized bowden - Ø1,5 mm
 Light source: max. 60 W - G9 halogen
 Cable: transparent PVC+PVC - 250 cm
 Ceiling Rose: polished chrome-plated steel





Dimensions (cm)

Package (cm)

Oeno	Dimensions (cm)			kg	Package (cm)			Σ kg
	L	W	H		L	W	H	
Oeno 80/80	80	80	18	17	95	95	27	33
Oeno 100/100	100	100	18	21	115	115	27	41
Oeno 120/120	120	120	18	27	135	135	27	52
Oeno 140/140	140	140	18	34	155	155	27	65
Oeno 160/160	160	160	18	37	175	175	27	73

Oeno +	Dimensions (cm)			kg	Package (cm)			Σ kg
	L	W	H		L	W	H	
Oeno 160/80	160	80	18	26	175	95	27	51
Oeno 180/110	180	110	18	34	195	125	27	66
Oeno 220/110	220	110	18	39	235	125	27	74
Oeno 300/110	300	110	18	45	165	125	27	2×57
Oeno 400/110	400	110	18	49	215	125	27	2×63

Dimensions (cm)

Package (cm)

Oeno	Dimensions (cm)			kg	Package (cm)			Σ kg
	L	W	H		L	W	H	
Oeno + 80/80	80	80	22	20	95	95	27	36
Oeno + 100/100	100	100	22	24	115	115	27	44
Oeno + 120/120	120	120	22	31	145	145	27	56
Oeno + 140/140	140	140	22	39	155	155	27	70
Oeno + 160/160	160	160	22	42	175	175	27	78

Oeno +	Dimensions (cm)			kg	Package (cm)			Σ kg
	L	W	H		L	W	H	
Oeno + 160/80	160	80	22	30	175	95	27	55
Oeno + 180/110	180	110	22	38	195	125	27	70
Oeno + 220/110	220	110	22	44	235	125	27	79
Oeno + 300/110	300	110	22	50	165	125	27	2×60
Oeno + 400/110	400	110	22	55	215	125	27	2×66

COLLECTION: CRYSTALIGHT

Type: suspended chandelier
 Structure: polished stainless steel
 Trimmings: full-cut crystal octagons and pendants in various sizes and forms

Pinnings: nickel plated rings
 Suspension: galvanized bowden - Ø1,5 mm
 Light source: max. 60 W - G9 halogen
 Cable: transparent PVC+PVC - 250 cm
 Ceiling Rose: polished chrome-plated steel




Polaris - technical data



	Dimensions (cm)				Package (cm)			
	L	W	H	kg	L	W	H	Σ kg
Polaris								
Polaris 70/37	70	37	14	8	85	52	27	18
Polaris 100/53	100	53	16	13	115	68	27	27
Polaris 120/65	120	65	18	18	135	80	27	37
Polaris +								
Polaris + 70/37	70	37	17	12	85	52	27	23
Polaris + 100/53	100	53	20	16	115	68	27	30
Polaris + 120/65	120	65	23	22	135	80	27	41

Rio - technical data



	Dimensions (cm)				Package (cm)			
	L	W	H	kg	L	W	H	Σ kg
Rio								
Rio 100	100	100	17	18	115	115	27	38
Rio 120	120	120	18	21	135	135	27	45
Rio 140	140	140	19	30	155	155	27	60
Rio 160	160	160	19	31	175	175	27	69
Rio 180	180	180	19	42	195	195	27	86
Rio +								
Rio + 100	100	100	21	21	115	115	27	41
Rio + 120	120	120	22	24	135	135	27	48
Rio + 140	140	140	23	33	155	155	27	63
Rio + 160	160	160	23	34	175	175	27	72
Rio + 180	180	180	23	45	195	195	27	89

COLLECTION: CRYSTALIGHT
 Type: suspended chandelier
 Structure: polished stainless steel
 Trimmings: full-cut crystal octagons and pendants in various sizes and forms

Pinnings: nickel plated rings
 Suspension: galvanized bowden - Ø1,5 mm
 Light source: max. 60 W - G9 halogen
 Cable: transparent PVC+PVC - 250 cm
 Ceiling Rose: polished chrome-plated steel



COLLECTION: CRYSTALIGHT
 Type: suspended chandelier
 Structure: polished stainless steel
 Trimmings: full-cut crystal octagons and pendants in various sizes and forms

Pinnings: nickel plated rings
 Suspension: galvanized bowden - Ø1,5 mm
 Light source: max. 60 W - G9 halogen
 Cable: transparent PVC+PVC - 250 cm
 Ceiling Rose: polished chrome-plated steel





Rose	Dimensions (cm)			kg	Package (cm)			Σ kg
	L	W	H		L	W	H	
Rose 160/60	160	60	21	19	175	75	27	40
Rose 200/70	200	70	21	30	215	85	27	58
Rose 240/90	240	90	26	41	255	105	27	76

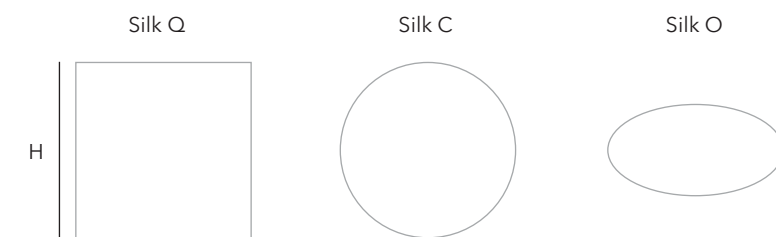
Rose +	Dimensions (cm)			kg	Package (cm)			Σ kg
	L	W	H		L	W	H	
Rose + 160/60	160	60	25	23	175	75	27	44
Rose + 200/70	200	70	25	35	215	85	27	63
Rose + 240/90	240	90	31	47	255	105	47	82

COLLECTION: CRYSTALIGHT
 Type: suspended chandelier
 Structure: polished stainless steel
 Trimmings: full-cut crystal octagons and pendants in various sizes and forms

Pinnings: nickel plated rings
 Suspension: galvanized bowden - Ø1,5 mm
 Light source: max. 60 W - G9 halogen
 Cable: transparent PVC+PVC - 250 cm
 Ceiling Rose: polished chrome-plated steel



Silk	Dimensions (cm)			kg	Package (cm)			kg
	L	W	H		L	W	H	
Silk Q 60	60	8	40	6	75	55	27	16
Silk Q 40	40	8	40	4	55	55	27	12
Silk Q 22	22	8	80	3	37	95	27	12
Silk Q 140	140	8	30	12	155	45	27	28
Silk C 36	36	8	36	3	51	51	27	10
Silk C 52	52	8	52	6	67	67	27	16
Silk O 120/36	120	8	36	10	135	51	27	25
Silk O 80/24	80	8	24	4	95	39	27	13



COLLECTION: CRYSTALIGHT
 Type: suspended chandelier
 Structure: polished stainless steel
 Trimmings: full-cut crystal octagons or brass chain

Pinnings: nickel plated rings
 Suspension: galvanized bowden - Ø1,5 mm
 Light source: max. 60 W - G9 halogen/LED
 Cable: transparent PVC+PVC - 250 cm
 Ceiling Rose: polished chrome-plated steel



Su - technical data



Su	Dimensions (cm)				Package (cm)			
	L	W	H	kg	L	W	H	Σ kg
Su 80	80	93	15	17	95	108	27	33
Su 100	100	115	15	21	115	130	27	41
Su 120	120	138	15	27	145	153	27	52
Su 140	140	162	15	34	155	177	27	65

Su+	Dimensions (cm)				Package (cm)			
	L	W	H	kg	L	W	H	Σ kg
Su + 80	80	93	19	20	95	108	27	36
Su + 100	100	115	19	24	115	130	27	44
Su + 120	120	138	19	31	145	153	27	56
Su + 140	140	162	19	39	155	177	27	70

COLLECTION: CRYSTALIGHT
 Type: suspended chandelier
 Structure: polished stainless steel
 Trimmings: full-cut crystal octagons and pendants in various sizes and forms

Pinnings: nickel plated rings
 Suspension: galvanized bowden - Ø1,5 mm
 Light source: max. 60 W - G9 halogen
 Cable: transparent PVC+PVC - 250 cm
 Ceiling Rose: polished chrome-plated steel



Vague - technical data



Vague	Dimensions (cm)				Package (cm)			
	L	W	H	kg	L	W	H	Σ kg
Vague 120	120	40	25	12	135	55	32	28
Vague 160	160	45	30	14	175	48	42	34
Vague 180	180	48	35	15	195	63	42	38
Vague 240	240	75	40	21	255	90	42	56
Vague 360	360	90	45	35	200	80	42	2x47

COLLECTION: CRYSTALIGHT
 Type: suspended chandelier
 Structure: polished stainless steel
 Trimmings: full-cut crystal octagons and pendants in various sizes and forms

Pinnings: nickel plated rings
 Suspension: galvanized bowden - Ø1,5 mm
 Light source: max. 60 W - G9 halogen
 Cable: transparent PVC+PVC - 250 cm
 Ceiling Rose: polished chrome-plated steel



Vague 3D - technical data



Vague 3D	Dimensions (cm)			kg	Package (cm)			Σ kg
	L	W	H		L	W	H	
Vague 3D 140	140	14	16	16	155	29	22	32
Vague 3D 188	188	14	16	18	203	29	22	36
Vague 3D 230	230	14	16	20	245	29	22	42
Vague 3D 280	280	14	16	23	295	29	22	50

COLLECTION: CRYSTALIGHT
 Type: suspended chandelier
 Structure: polished stainless steel
 Trimmings: full-cut crystal octagons and pendants in various sizes and forms

Pinnings: nickel plated rings
 Suspension: galvanized bowden - Ø1,5 mm
 Light source: max. 60 W - G9 halogen
 Cable: transparent PVC+PVC - 250 cm
 Ceiling Rose: polished chrome-plated steel



Voile - technical data



Voile	Dimensions (cm)			kg	Package (cm)			kg
	L	W	H		L	W	H	
Voile C 8	8	8	100	3	50	20	20	6
	8	8	128	4	70	20	20	8
	8	8	150	5	70	20	20	9
Voile Q 8/8	8	8	100	3	50	20	20	6
	8	8	128	4	70	20	20	8
	8	8	150	5	70	20	20	9
Voile Q 8/16	16	8	100	5	50	30	20	8
	16	8	128	7	70	30	20	11
	16	8	150	8	70	30	20	12
Voile O 8/16	16	8	100	5	50	30	20	8
	16	8	128	6	70	30	20	10
	16	8	150	7	70	30	20	11
Voile O 8/22	22	8	100	6	50	35	20	9
	22	8	128	7	70	35	20	11
	22	8	150	8	70	35	20	12


COLLECTION: CRYSTALIGHT
 Type: suspended chandelier
 Structure: polished stainless steel
 Trimmings: full-cut crystal octagons or brass chain

Pinnings: nickel plated rings
 Suspension: galvanized bowden - Ø1,5 mm
 Light source: GU 10 LED bulb
 Cable: transparent PVC+PVC - 250 cm
 Ceiling Rose: polished chrome-plated steel





Dimensions (cm)



Package (cm)



Ciel	L	W	H	kg	L	W	H	Σ kg
Ciel 60	60	60	30	9	75	75	47	23
Ciel 100	100	100	50	31	115	115	67	59
Ciel 180	180	180	55	53	195	195	72	107



Available only with Swarovski crystals.

COLLECTION: PERSONAL UNIVERSE
 Type: suspended chandelier
 Structure: fibreglass, polished stainless steel
 Colours: any RAL colour
 Trimmings: Swarovski elements

Suspension: galvanized bowden - Ø1,5 mm
 Light source: LED
 Cable: transparent PVC+PVC/textile (black / white) - 250 cm
 Ceiling Rose: polished stainless steel



Dimensions (cm)



Package (cm)



Cielo	L	W	H	kg	L	W	H	Σ kg
Cielo 62	62	62	9	9	77	77	26	24




Available only with Swarovski crystals.

COLLECTION: PERSONAL UNIVERSE
 Type: suspended chandelier
 Structure: painted aluminium any
 Colours: RAL colour
 Trimmings: Swarovski elements

Suspension: galvanized bowden - Ø1,5 mm
 Light source: G9 halogen
 Cable: transparent PVC+PVC/textile (black/white) - 250 cm
 Ceiling Rose: polished stainless steel





Dimensions (cm)

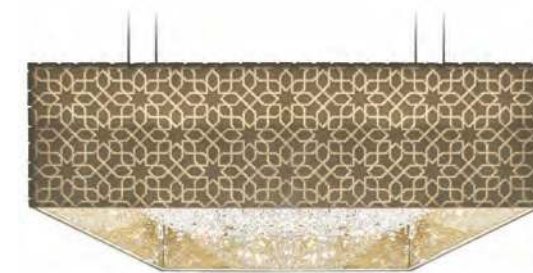
Package (cm)

Deep Sky	Dimensions (cm)			kg	Package (cm)			Σ kg
	L	W	H		L	W	H	
Deep Sky 80/80/28	80	80	28	14	95	95	58	68
Deep Sky 100/100/28	100	100	28	30	115	115	58	94
Deep Sky 120/120/28	120	120	28	40	135	135	58	121
Deep Sky 80/80/40	80	80	40	29	95	95	70	92
Deep Sky 100/100/40	100	100	40	53	115	115	70	127
Deep Sky 120/120/40	120	120	40	60	135	135	70	153

Deep Sky	Dimensions (cm)			kg	Package (cm)			Σ kg
	L	W	H		L	W	H	
Deep Sky 160/48/28	160	48	28	27	175	63	58	91
Deep Sky 160/80/28	160	80	28	37	175	95	58	116
Deep Sky 120/100/28	120	100	28	35	135	115	58	109
Deep Sky 160/100/28	160	100	28	48	175	115	58	136
Deep Sky 160/120/28	160	120	28	53	175	135	58	152
Deep Sky 200/120/28	200	120	28	65	215	135	58	181
Deep Sky 160/48/40	160	48	40	56	175	63	70	130
Deep Sky 160/80/40	160	80	40	48	175	95	70	139
Deep Sky 120/100/40	120	100	40	42	135	115	70	126
Deep Sky 160/100/40	160	100	40	60	175	115	70	165
Deep Sky 160/120/40	160	120	40	64	175	135	70	179
Deep Sky 200/120/40	200	120	40	80	215	135	70	214

COLLECTION: PERSONAL UNIVERSE
 Type: suspended chandelier
 Structure: MDF, polished stainless steel
 Outside: painted (any RAL colour), wood veneer (oak/wenge tinted oak/walnut), leather
 Inside: black glass/bronze mirror/mirror

Trimmings: full-cut crystal octagons and pendants in various sizes and forms
 Pinnings: nickel plated rings
 Suspension: galvanized bowden - Ø1,5 mm
 Light source: max 60 W - G9 halogen
 Cable: textile (black/white) - 250 cm
 Ceiling Rose: polished stainless steel



Dimensions (cm)

Package (cm)

Deep Sky Orient	Dimensions (cm)			kg	Package (cm)			Σ kg
	L	W	H		L	W	H	
Deep Sky Orient 80/80/28	80	80	28	14	95	95	58	68
Deep Sky Orient 100/100/28	100	100	28	30	115	115	58	94
Deep Sky Orient 120/120/28	120	120	28	40	135	135	58	121
Deep Sky Orient 80/80/40	80	80	40	29	95	95	70	92
Deep Sky Orient 100/100/40	100	100	40	53	115	115	70	127
Deep Sky Orient 120/120/40	120	120	40	60	135	135	70	153

Deep Sky Orient	Dimensions (cm)			kg	Package (cm)			Σ kg
	L	W	H		L	W	H	
Deep Sky Orient 160/48/28	160	48	28	27	175	63	58	91
Deep Sky Orient 160/80/28	160	80	28	37	175	95	58	116
Deep Sky Orient 120/100/28	120	100	28	35	135	115	58	109
Deep Sky Orient 160/100/28	160	100	28	48	175	115	58	136
Deep Sky Orient 160/120/28	160	120	28	53	175	135	58	152
Deep Sky Orient 200/120/28	200	120	28	65	215	135	58	181
Deep Sky Orient 160/48/40	160	48	40	56	175	63	70	130
Deep Sky Orient 160/80/40	160	80	40	48	175	95	70	139
Deep Sky Orient 120/100/40	120	100	40	42	135	115	70	126
Deep Sky Orient 160/100/40	160	100	40	60	175	115	70	165
Deep Sky Orient 160/120/40	160	120	40	64	175	135	70	179
Deep Sky Orient 200/120/40	200	120	40	80	215	135	70	214

COLLECTION: PERSONAL UNIVERSE
 Type: suspended chandelier
 Structure: Krion™ polished stainless steel
 Outside: Krion™
 Inside: STOPSOL reflective glass/bronze mirror/mirror

Trimmings: full-cut crystal octagons and pendants in various sizes and forms
 Pinnings: nickel plated rings
 Suspension: galvanized bowden - Ø1,5 mm
 Light source: max 60 W - G9 halogen
 Cable: textile (black/white) - 250 cm
 Ceiling Rose: polished stainless steel



Lune - technical data



Dimensions (cm)



Package (cm)



Lune	Dimensions (cm)			kg	Package (cm)			
	L	W	H		L	W	H	Σ kg
Lune 60	60	60	30	13	75	75	55	27
Lune 100	100	100	50	29	115	115	75	57
Lune 180	180	180	55	89	195	195	80	143

Ozero - technical data



Dimensions (cm)



Package (cm)



Ozero	Dimensions (cm)			kg	Package (cm)			
	L	W	H		L	W	H	Σ kg
Ozero 60	60	60	55	7	75	75	50	26
Ozero 100	100	100	85	20	115	115	77	62
Ozero 180	180	180	105	57	195	195	80	147

COLLECTION: PERSONAL UNIVERSE
 Type: suspended chandelier
 Structure: fibreglass, polished stainless steel
 Colours: any RAL colour
 Trimmings: full-cut crystal octagons and pendants in various sizes and forms

Suspension: galvanized bowden - Ø1,5 mm
 Light source: G9 halogen
 Cable: transparent PVC+PVC/textile (black/white) - 250 cm
 Ceiling Rose: polished stainless steel



COLLECTION: PERSONAL UNIVERSE
 Type: suspended chandelier
 Structure: fibreglass, polished stainless steel
 Colours: black/white/gold
 Trimmings: full-cut crystal octagons and pendants in various sizes and forms

Suspension: galvanized bowden - Ø1,5 mm
 Light source: max 60 W - G9 halogen
 Cable: transparent PVC+PVC/textile (black/white) - 250 cm
 Ceiling Rose: polished stainless steel



Tondo - technical data



Tondo	Dimensions (cm)			kg	Package (cm)			
	L	W	H		L	W	H	Σ kg
Tondo 36	36	36	7	3	51	51	27	16
Tondo 54	54	54	7	6	69	69	27	23
Tondo 80	80	80	10	11	95	95	27	33

Wissh - technical data



Wissh	Dimensions (cm)			kg	Package (cm)			
	L	W	H		L	W	H	Σ kg
Wissh 280	280	20	40	19	295	35	42	48
Wissh 560	560	40	80	45	295	55	55	83



Available only with Swarovski crystals.

COLLECTION: PERSONAL UNIVERSE
 Type: suspended chandelier
 Structure: painted aluminium+polished stainless steel
 Trimmings: full-cut crystal octagons and pendants in various sizes and forms

Colours: any RAL colour
 Pinnings: nickel plated rings
 Suspension: galvanized bowden - Ø1,5 mm
 Light source: max 60 W - G9 halogen
 Cable: transparent PVC+PVC - 250 cm
 Ceiling Rose: painted steel



COLLECTION: PERSONAL UNIVERSE
 Type: suspended chandelier
 Structure: painted steel
 Trimmings: Swarovski elements
 Suspension: galvanized bowden - Ø 1,5 mm

Colours: any RAL colour
 Pinnings: nickel plated rings
 Light source: max 20 W - G4 halogen
 Cable: transparent PVC+PVC / textile (black/white) - 250 cm
 Ceiling Rose: painted steel



Cielo floor - technical data



Cielo floor	Dimensions (cm)			kg	Package (cm)			
	L	W	H		L	W	H	Σ kg
Cielo floor	185	50	180	19	245	245	20	45

Tondo floor - technical data



Tondo floor	Dimensions (cm)			kg	Package (cm)			
	L	W	H		L	W	H	Σ kg
Tondo floor	185	50	180	19	245	125	20	45



Available only with Swarovski crystals.

COLLECTION: PERSONAL UNIVERSE
 Type: floor lamp
 Structure: painted aluminium
 Colours: any RAL colour
 Crystal: Swarovski elements

Light source: G9 halogen
 Cable: transparent PVC+PVC / textile (black / white) - 250 cm



COLLECTION: PERSONAL UNIVERSE

Type: floor lamp
 Structure: polished stainless steel, painted aluminium
 Trimmings: full-cut crystal octagons and pendants in various sizes and forms

Colours: any RAL colour
 Pinnings: nickel plated rings
 Light source: max 60 W - G9 halogen
 Cable: transparent PVC+PVC - 250 cm



Linea table - technical data



Dimensions (cm)



Package (cm)



Linea table	L	W	H	kg	L	W	H	Σ kg
Linea table 25	25	14	40	14	35	25	52	21
Linea table 40	40	14	40	16	50	25	52	24
Linea table 60	60	14	40	18	70	25	52	28
Linea table 80	80	14	40	21	90	25	52	32
Linea table 100	100	14	40	23	110	25	52	36
Linea table 120	120	14	40	25	130	25	52	40

COLLECTION: CRYSTALIGHT

Type: table lamp
 Structure: polished stainless steel
 Trimmings: full-cut crystal octagons and pendants in various sizes and forms

Pinnings: nickel plated rings
 Light source: max. 60 W - G9 halogen
 Cable: textile (black) - 250 cm



Tondo table - technical data



Dimensions (cm)



Package (cm)



Tondo table	L	W	H	kg	L	W	H	Σ kg
Tondo table	36	36	44	10	51	51	61	20

COLLECTION: PERSONAL UNIVERSE

Type: table lamp
 Structure: polished stainless steel, painted
 Trimmings: full-cut crystal octagons and pendants in various sizes and forms

Colours: any RAL colour
 Pinnings: nickel plated rings
 Light source: max 60 W - G9 halogen
 Cable: transparent PVC+PVC/textile (black/white) - 250 cm



Linea wall - technical data



Linea wall	Dimensions (cm)			kg	Package (cm)			Σ kg
	L	W	H		L	W	H	
Linea wall 16/35	16	9	35	2	27	27	12	5
Linea wall 20/35	20	9	35	3	27	27	12	5
Linea wall 25/35	25	9	35	3	27	27	12	5
Linea wall 40/35	40	9	35	4	55	35	22	11
Linea wall 60/35	60	9	35	5	75	35	22	13
Linea wall 80/35	80	9	35	6	95	35	22	15
Linea wall 100/35	100	9	35	8	115	35	22	18
Linea wall 120/35	120	9	35	9	135	35	22	21

COLLECTION: CRYSTALIGHT
 Type: wall mounted luminaire
 Structure: polished stainless steel
 Trimmings: full-cut crystal octagons and pendants in various sizes and forms

Pinnings: nickel plated rings
 Light source: max. 60 W - G9 halogen



Silk wall - technical data















Silk Wall	Dimensions (cm)			kg	Package (cm)			kg
	L	W	H		L	W	H	
Silk Wall O 20	20	10	35	2	27	27	12	4
Silk Wall O 25	25	10	35	3	27	27	12	5
Silk Wall O 40	40	10	35	4	55	35	22	9
Silk Wall O 60	60	10	35	5	75	35	22	13
Silk Wall O 80	80	10	35	6	95	35	22	15
Silk Wall O 100	100	10	35	8	115	35	22	18
Silk Wall O 120	120	10	35	9	135	35	22	21

COLLECTION: CRYSTALIGHT
 Type: wall mounted luminaire
 Structure: polished stainless steel
 Trimmings: full-cut crystal octagons

Pinnings: nickel plated rings
 Light source: max. 60 W - G9 halogen



MARKS AND SYMBOLS

L	Length		Product conform to European Community Directive
W	Width		Product conform to GOST-R
H	Height		Fixable to ceiling
	+ sign refers to chandeliers which are dressed with crystal trimmings all around. If you hang these chandeliers in an open space (e.g. staircase) you can see the crystals sparkling by looking at them from beneath and from above.		Fixable to wall
	~110 V		Floor lamp
	~230 V		Desk lamp
			G9 Halogen
			LED
			Only basic insulation, accessible conductors are earthed. Earthing: compulsory.

If not indicated otherwise:

- the IP 20 safety classification applies to all the fittings
- each product can be ordered separately
- all dimension units in centimetres, all weight units in kilograms
- if required, each light can be supplied with voltage system 110 V or 230 V













ZEICHEN UND SYMBOLE

L	Länge		Das Produkt entspricht der EU -Richtlinie
W	Breite		Das Produkt entspricht der Norm Gost R
H	Höhe		Für Deckenbefestigung
	+ Zeichen bezeichnet Kristallkronleuchter mit Kristallverzierung. Sind diese Lüster in einem offenen Raumaufgehängt (z.B. Treppenhaus) und wirft man von oben oder von unten einen Blick darauf, kann man sehen, wie die Kristalle glänzen.		Für Wandbefestigung
	~110 V		Bodenleuchte
	~230 V		Tischlampe
			G9 Halogen
			LED
			Nur Normalisierung, leicht zugängliche Leiter sind geerdet. Erdung: obligatorisch

Falls es nicht anders markiert ist:

- eignet sich Schutzart IP 20 für alle Montagearten,
- kann man jedes Produkt separat bestellen,
- sind alle Maße in Zentimeter angegeben,
- kann jede Leuchte auf Wunsch für das 110 V-Netz oder das 230 V-Netz erstellt werden.













MARQUAGES ET SYMBOLES

L	Longueur		Produit conforme à la directive de la Communauté européenne
W	Largeur		Produit conforme à GOST R
H	Hauteur		Peut être fixé au plafond
	+ symbole renvoie à des lustres habillés avec des parures en cristal tout autour. Si vous accrochez ces lustres dans un espace ouvert (par exemple, dans un escalier), en les regardant d'en bas et d'en haut, vous pouvez voir les cristaux étinceler.		Peut être fixé au mur
	~110 V		Lampadaile
	~230 V		Lampe de bureau
			Halogène G9
			LED
			Isolation de base seulement, les conducteurs accessibles sont mis à la terre. Mise à la terre: obligatoire.

Si nous ne marquons pas d'une autre manière:

- La classification de sécurité IP 20 est valable pour toutes les installations
- Chaque produit peut être commandé séparément
- Toutes les unités sont en centimètres
- En cas de besoin, chaque luminaire peut être fourni avec un système de tension 110 V ou 230 V.

МАРКИРОВКА И СИМВОЛЫ

L	Длина		Продукт соответствует требованиям Евросоюза
W	Ширина		Товар соответствует ГОСТ Р стандарту
H	Высота		Крепится на потолке
	знак + относится к люстрам, которые отделаны хрустальными украшениями по всему периметру. Если повесить эти люстры на открытом пространстве (например, в лестничном пролете) Вы сможете любоваться сверканием хрустала снизу и сверху.		Крепится на стене
	~110 В		Напольная лампа
	~230 В		настольная лампа
			G9 галоген лампа
			Светодиод
			Нормальная изоляция для подсоединяющих проводов. Заземление: обязательно.

Если не обозначено по-другому:

- вся арматура соответствует классификации безопасности IP20
- каждый продукт можно заказать отдельно
- все размеры даны в сантиметрах
- по заказу каждая люстра может быть изготовлена для сети 110 В или 230 В



Apostol utca 13/B. | H-1023 Budapest, Hungary

Phone: +36 1 33 62690 | Fax: +36 1 33 62699

info@manooi.com | www.manooi.com

Photographer:

András Ladocsi
Bence Bakonyi
Csaba Villányi
Gábor Fényes
Gábor Németh
Hunor Magyarósi
Nicolas Delafraye
Viktor Baumgartner
Zsolt Batár

Rendering:

The Greypixel
Victor Zastolsky

Interior designer :

ITO ROMA International For Construction
and Decoration (page 112)
Mary Calvo (page 24, 54, 124)