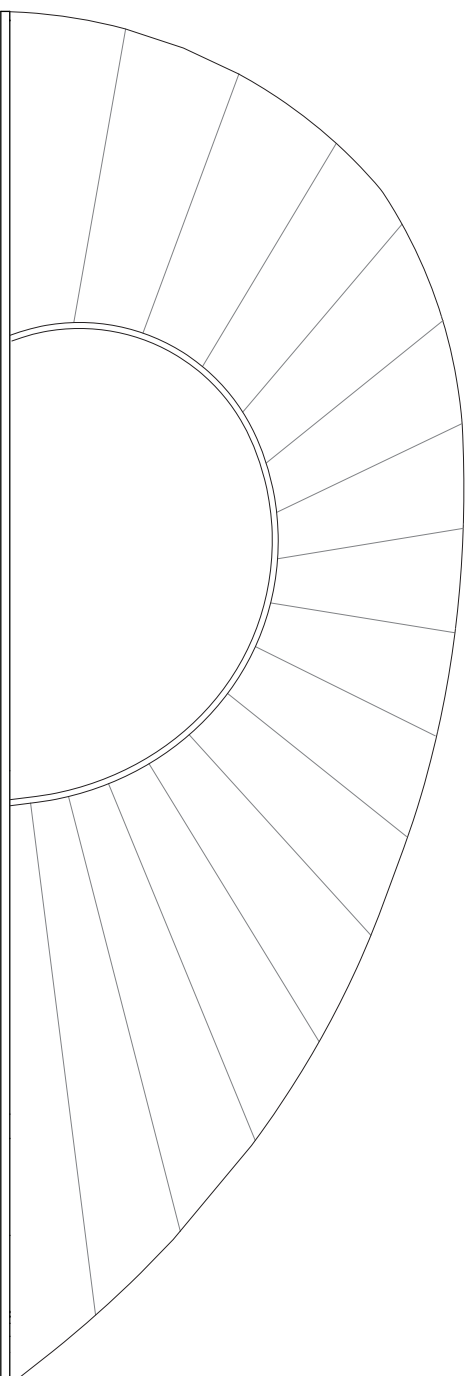
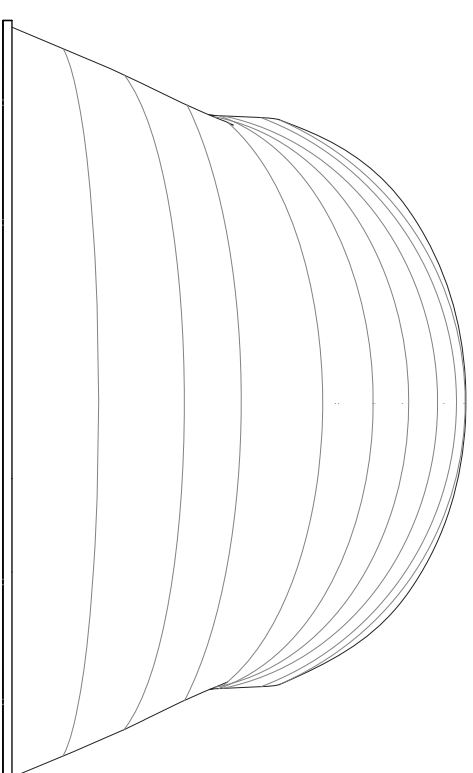



- GENERAL NOTES:
1. DO NOT SCALE DRAWINGS. DIMENSIONS GOVERN.
 2. ALL DIMENSIONS ARE IN MILLIMETRES UNLESS NOTED OTHERWISE.
 3. ALL LEVELS ARE SHOWN IN METRES ABOVE ORDNANCE DATUM (AOD) UNLESS NOTED OTHERWISE.
 4. PROCEEDING WITH THE WORK.
 5. ALL BOUNDARY LINES MUST BE CHECKED BY ATELIER CHANG LIMITED.
 6. ATELIER CHANG LIMITED SHALL BE NOTIFIED IMMEDIATELY IN WRITING OF ANY CHANGES.
 7. ALL INFORMATION REMAINS THE PROPERTY OF ATELIER CHANG AND MAY NOT BE USED FOR ANY PURPOSE WHATSOEVER OR REPRODUCED THROUGH ANY MEDIUM WITHOUT THE WRITTEN PERMISSION OF ATELIER CHANG LIMITED.
 8. ALL COPYRIGHTS REMAINED BY ATELIER CHANG AND LEGAL CONSENTS.
 9. SUBJECT TO SURVEY AND ALL NECESSARY STATUTORY AND LEGAL CONSENTS.
 10. REFER TO PROJECT ORGANISATION SHEETS FOR DRAWING KEYS, NOTES AND ABBREVIATIONS.



CONSTRUCTION

Rev	Date	By	Revisions

**Atelier
Chang**

125A WESTBOURNE GROVE
LONDON, W2 4UP
T 020 7998 8274
Info@atelierchang.com

**025C GLAMPING
MOUNTAIN**

© Atelier Chang Limited 2014

Drawing Title:

텐트 입면도

TENT ELEVATION VIEW

Scale: NTS A3 Date: 05.05.2015

Drawn: MB Checked: SC

Drawing No: 025 / A / 1/2000 Rev: R13

텐트 입면도 / TENT ELEVATION VIEWS @ SCALE NTS