


seating-landscape
SL 1



modules



SL1.1 ottoman / SRP: 990,00 €



SL1.2. modul-middle / SRP: 1290,00 €



SL1.3 modul-left / SRP: 1390,00 €



SL1.4 modul-right / SRP: 1390,00 €




SL1.6 pillow / SRP: 90,00 €



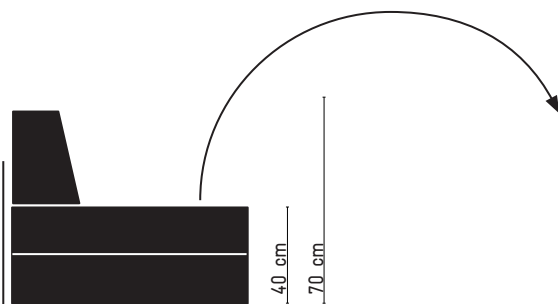
SL1.5 wedge / SRP: 90,00 €

in 3 seconds
into a bed




Step 1

In just three seconds you can easily and in only one action convert each module to high lying comfort.



Step 2

With both hands you take up the backrest and unfold the module with a pulling movement.



Step 3

After the transformation into a bed the backrest has become the head-piece and is that how elongating the bed's length for an extra 30 cm, to a total of 215 cm.





details

Sit comfortably and have a pleasant possibility to sleep on the same sofa does not work? It does!

Each of the four modules alone is a nice seat and at the same time a comfortable bed. In combination they create a comfortable sofa.

In just three seconds you can easily and in only one action convert each module to high lying comfort. A cubistic sculpture with practical features.

The backrest has a comfortable ergonomic angle. The design of all modules is based on a solid beech wood frame, the two balanced foam layers have been developed for optimal seating qualities and pleasant sleeping comfort.

All units have a wonderful tactile wool flannel cover fabric [new wool], which on the side modules and the straight middle module continues on the rear and side flanks. Thus, these seat modules can also be placed freely in the room.

The extra wedge pillow serves variable functions as an armrest, head rest or backrest elevation.

The units are put together with a solid patented clip system (attached to the lower frame). Once connected, they form a common seating area. These links can be disconnected anytime.

The basic module SL1.1 „Ottoman“ has the dimensions 90 cm (W) x 90 cm (D) x 40 cm (H).

The three additional modules are with a backrest and have the same unfolding concept. Side module left SL1.3, Side module right SL1.4 , center module SL1.2: 90 cm (W) x 90 cm (D) x 40 cm (H)

After converting into a bed, the backrest becomes the head part of the lying surface and so prolongs the mattress by 30 cm to a total of 210 cm.

Base: Solid beechwood

Cushion: Cold foam LS 45032, HR 45055

Cover fabric: Facet 70% new wool, 25 % PA, 5% OF





Basic dimensions of every modul:

hight	-	70 cm
depth	-	95 cm
width	-	90 cm
seat depth	-	65 cm
seat hight	-	40 cm

Design: Roswitha Büchting

Made in Germany

colors



more colors available

maximum seating space
through slim side panels



four modules create
one seating landscape

