

“Rostins, for pleasure”
Concept Presentation

24.nov.2019



Concept Presentation

24.nov.2019

Index

1.	INTRODUCTION	pag 01
2.	MAIN VIEWS	pag 02
3.	KEY MATERIALS	pag 11
4.	KEY COMMUNICATION EQUIPMENTS	pag 12
5.	KEY COMMUNICATION GRAPHICS	pag 13
6.	KEY COFFEE BREWING EQUIPMENTS	pag 14
7.	ROSTINS PLANS	pag 15
8.	LIGHTING	pag 18
9.	LIGHTING - technical sheet	pag 20
	CREDITS	pag 28



I. INTRODUCTION

People come and go, but once in a while, you meet certain people who you know are going to stay in your life forever. The ones you could talk with for hours, but still enjoy their comfortable silence. The ones that you can laugh and cry with. The ones that stick by your side, believe in you and help you remember who you really are. You know, the once in a lifetime kind of people – the drop everything, call in the middle of night, always there no matter what people. These people give meaning – love them fiercely.

OUR NAME

The name Rostins came from the roasting part of our business. Roast-IN: IN n our coffe shops we roast premium quality coffee, and we offer complete coffe solutions for pleasure seekers and all people they use to take care of themselves and the people they love. For pleasure.

PURE COFFEE PLEASURE

We are coffee enthusiasts ourselves. After many years of involvement with the coffee industry, we decided to create a place where the coffee experience (preparing, buying, understanding, learning, thinking, socializing) is a pure pleasure. “In” our coffe shops you can found everything about coffee: from single origin, freshly roasted coffee beans to cafe supplies and home equipment. We want our customers to be happy and satisfied, givig them the opportunity to meet the fascinating world of coffee.

‘WHY’ BEFORE ‘HOW’

We are not simply dedicated to making amazing coffee but to provide you with a complete coffee experience for a full and pure pleasure. At “Rostins” we select the right brew for each customer and the ideal home/office equipment to fulfill their needs and pleasure. Only the finest coffee variety is deemed worthy enough for Rostins. We are not simply dedicated to making amazing coffee but to provide you with a complete coffee experience. Live coffee roasting, shelves with different kind of products, all surrounded by an exotic environment. If you want to take a coffee break and enjoy a healthy snack, you are more than welcome to do so. The coffee experts are there to advice you and help you find what you are looking for!

IN HOUSE COFFEE ROASTING & RETAIL

The visitor will not only have the chance to smell the freshly roasted coffee but will also notice the presence of the Micro Roaster machine, wanting to learn more about it and taste its results. The upgraded presence of the machine offers an interesting interaction with the clients, maximizing the benefits for the business.

COFFEE BAR AREA

Modbar allows us to have the entire coffee preparation experience on display. From the moment the order is placed, to the moment the coffee is served, everything will be totally visible to the customer The freedom to focus on customers At the heart of every beautiful cafe experience is an unrelenting focus on the customer. From bar flow to brew parameters and that distinct design aesthetic you’ve been looking for, Modbar puts you in full control.

COFFEE SOLUTIONS ‘SELLING THE SYSTEMS’

- Espresso (Basic, Convenient, Barista)
- Filtered Coffee (Basic, Convenient, Barista)
- Cold Brew (Basic, Convenient, Barista)
- Greek Coffee (Basic, Convenient, Barista)

ROSTINS TEACH COFFEE ART

- We provide valuable information on how to enjoy exceptional coffee at home:
- Different types of coffee
 - How to grid coffee
 - Brewing methods
 - Become an espresso expert
 - Properly store beans

COFFEE VARIETIES

Speciality Green Coffee Beans. We supply you with green coffee beans from twelve countries

Antonis Chaloulakos
Co-Founder
.....
Menelaos Koulouris
Co-Founder
.....

THE PLEASURE OF SPACE

The ROSTINS architectural space is a meeting place where the experience of the “coffee” is professionally based on a simple concept: supply some moments of pleasure that are part of everyday life. This time is characterized by a social and cultural flattening, aggravated by a long economic crisis; the space designed around ROSTINS is a place in which to try to find identity, through the use of true materials, forms and communication systems, in order to stimulate the desire to ‘do’ with your own hands, to organize with your own thoughts. A material as simple as WOOD, light, bright, positive, assembled in forms we have always known or free to become a game in the shape of a tree trunk, right next to the espresso coffee machine, the heart of the Coffee Bar Area.

MARBLE is also luminous, almost absent (from a visual point of view), but solid and reliable on the counter for coffee preparation operations, on the walls of the back counter and behind the Roaster machine.

The project presented is developed on a minimum surface of 33 square meters (5,90 x 5,59m), and is organized through three main areas: Coffee bar (length 4,89 m), Roasting & Retail (length 4,98m), Systems selling (length 4,13 m). A plasterboard ceiling painted white is placed at a height of 3m.

The architectural element that join the three main areas of the store is the FLOOR: a ‘terrazzo alla veneziana’ floor that is green like a lawn (what better place to stay?).

All the tools dedicated to “COMMUNICATION” are based on the theme of game and craft (individual action, dexterity, personality): peg board, letter display menu, kraft peper roller daily quote, chalkboards, coffee world map (a real game in which on a map of the world, the wooden pegs identify the single origin coffee producer country and the colored rubber bands connect the pegs to identify the ROSTINS blends).

ROSTINS is a space that you can create and changed wiith your own hand, by yourself, by using simple materials, “handcrafted furnitures”, with creativity, for pleasure.

Marco Rucci
Architect
.....























FRAGMENTS OF MARBLE AND STONES, GREEN TILES
Floor, wall, counter front.



BRIGHT BIRCH PLYWOOD
Counter top/front, furniture, store front elements



DYIONISOS MARBLE
Counter top/front, wall, floor (entrance), store front elements



01



02



03

01

PEGBOARD WALL

Baltic birch plywood, white laminate, 489 x 130 x 2 cm (W x H x th.)

Mesh holes, 10 x 10 cm

Oak wood dowels pegs 15 mm diam. 170 mm length.

Baltic birch plywood shelves 15 mm th.

02

LETTER DISPLAY MENU

n.10 wooden raws 1300 x 15 x 15 mm (WxHxD).

n.25 wooden tiles 50 x 60 x 2 mm (WxHxD) (black vinyl lettering 30 x 35mm).

03

ROLLER DISPLAY MENU

60 cm (w) craft paper roller on wooden supports.

04



DAILY QUOTES.....
FOR COFFEE PLEASURE.

I have measured out my life with coffee spoons.
T.S. Eliot

*I wake up some mornings and sit and have my coffee
and look out at my beautiful garden, and I go,
'Remember how good this is. Because you can lose it.'*
Jim Carrey

*'If it wasn't for the coffee, I'd have no identifiable
personality whatsoever.*
David Letterman

*Like everyone else who makes the mistake of getting
older, I begin each day with coffee and obituaries.*
Bill Cosby

04

COFFE WORLD MAP

290 x 203 x 3 cm (WxHxD) world map graphics printed on wooden panel;
n.10 color are the n.10 Single Origins/Blends.

Colored wooden pegs (25mm diam.) are fixed on the world map (by creating
holes directed on the wooden panel).

Each peg has a wooden Label (35 x 150 mm) with the information of Nation,
Country, Producer, Coffee variety, N° Blend.

Colored elastic cords (2mm diam.) connect the pegs of the countries related to
the specific Blend.

Colored pegs and wooden tablet (120 x 200 mm) give all the informations
about the Single Origins/Blend, on the down part of the wall.

Metal letters (50 x 70 mm, 1-2mm th,) with backlight

Lighted Logo 330 mm diam.

Rostins for Pleasure

The name Rostins came from the roasting part of our business.

Roast-In:

IN n our coffe shops we roast premium quality coffee, and we offer complete coffe solutions for pleasure seekers and all people they use to take care of themselves and the people they love.

For pleasure

Pure Coffee pleasure

"In" our coffe shops you can found everything about coffee: from single origin, freshly roasted coffee beans to cafe supplies and home equipment. We want our customers to be happy and satisfied,

'Why' before 'How'

We are not simply dedicated to making amazing coffee but to provide you with a complete coffee experience for a full and pure pleasure. At Rostins we select the right brew for each customer and the ideal home/office equipment to fulfill their needs and pleasure.

EVERYTIME I BLEND
I BLEND FOR YOU.

COLD BREW coarse
FRENCH PRESS coarse
CHEMEX medium
POUR OVER /DRIP medium
AEROPRESS medium fine
ESPRESSO fine

● 1 Morning Blend	0,00
variety, provenance, organoleptic	
● 2 After Dinner Blend	0,00
variety, provenance, organoleptic	
● 3 Ethiopian Harrar	0,00
variety, provenance, organoleptic	
● 4 Brazil Ipanema Rio Verde Yellow Icatu	0,00
variety, provenance, organoleptic	
● 5 Colombia El Boton Farm	0,00
variety, provenance, organoleptic	
● 6 Guatemala Hueutenango	0,00
variety, provenance, organoleptic	
● 7 Papua New Guinea Kenta/MT Hagen Goroka	0,00
variety, provenance, organoleptic	
● 8 Costa Rica Cerro Dragon Estate	0,00
variety, provenance, organoleptic	
● 9 El Salvador Tapantugusto	0,00
variety, provenance, organoleptic	
● 10 El Salvador Tapantugusto	0,00
variety, provenance, organoleptic	

ROASTING RETAIL AREA

Printed digital graphics, blackboard effect.

COFFEE BAR AREA

Printed digital graphics, blackboard effect.

EVERYTIME I ROAST
I ROAST FOR YOU.

EVERYTIME I BLEND
I BLEND FOR YOU.

EVERYTIME I BREW
I BREW FOR YOU.

ESPRESSO

"ROSTINS solutions for daylife"

	BARISTA
	sBrewed coffee is made by pouring hot
CONVENIENT	water onto ground coffee beans, then
	allowing to brew. There are several methods for doing this, including
BASIC	using a filter, a percolator, and a French press
	sBrewed coffee is made by pouring hot water onto ground coffee beans, then allowing to brew. There are several methods for doing this, including
	using a filter, a percolator, and a French press

FILTERED COFFEE

"ROSTINS solutions for daylife"

	BARISTA
	sBrewed coffee is made by pouring hot
CONVENIENT	water onto ground coffee beans, then
	allowing to brew. There are several methods for doing this, including
BASIC	using a filter, a percolator, and a French press
	sBrewed coffee is made by pouring hot water onto ground coffee beans, then allowing to brew. There are several methods for doing this, including
	using a filter, a percolator, and a French press

COLD BREW

"ROSTINS solutions for daylife"

	BARISTA
	sBrewed coffee is made by pouring hot
CONVENIENT	water onto ground coffee beans, then
	allowing to brew. There are several methods for doing this, including
BASIC	using a filter, a percolator, and a French press
	sBrewed coffee is made by pouring hot water onto ground coffee beans, then allowing to brew. There are several methods for doing this, including
	using a filter, a percolator, and a French press

GREEK COFFEE

"ROSTINS solutions for daylife"

	BARISTA
	sBrewed coffee is made by pouring hot
CONVENIENT	water onto ground coffee beans, then
	allowing to brew. There are several methods for doing this, including
BASIC	using a filter, a percolator, and a French press
	sBrewed coffee is made by pouring hot water onto ground coffee beans, then allowing to brew. There are several methods for doing this, including
	using a filter, a percolator, and a French press

SYSTEMS SELLING AREA

Printed digital graphics, blackboard effect.



- ESPRESSO SYSTEMS SELLING EQUIPMENTS**
- 01 ROK ESPRESSO MAKER MANUAL
W270xD200xH310 mm
 - 02 GAGGIA BRERA BEAN TO CUP
W255xD425xH330 mm
 - 03 VBM DOMOBAR
W220xD400xH370 mm
- FILTERED COFFEE SYSTEMS SELLING EQUIPMENTS**
- 04 FRENCHPRESS
 - 05 MOKKAMASTER COFFEEMAKERS
W325xD170xH355 mm
 - 06 OTTOMATIC CHEMEX 1
W280xD190xH292 mm
 - 07 HARIO V60 DRIP SCALE STATION
W132xD140xH180 mm
- COLD BREW SYSTEMS SELLING EQUIPMENTS**
- 08 HARIO COLD BREW BOTTLE
W87xD84xH300, diam.71 mm
 - 09 CUISINART 7 CUP AUTOMATIC
W230xD250xH340 mm
 - 10 HARIO COLD BREW DRIP TOWER
W150xD129xH455 mm
- GREEK COFFEE SYSTEMS SELLING EQUIPMENTS**
- 11 BRIKI, BUTANE BURNER AND STAND
 - 12 BEKO AUTOMATIC GREEK COFFEE
W157xD179xH280 mm
 - 13 THEOPHILOS COFFEE STOVE AND HOVOLI
 - 14 ELECTRIC HOVOLI
W290xD290xH240 mm



COFFEE BAR AND ROASTING AREA EQUIPMENTS

- 15 LA MARZOCCO LINEA-PB-AV_3GR
- 16 FIORENZATO F83E ON DEMAND
- 17 SANTOS DRINK MIXER 54
- 18 GINA SMART COFFEE THREE BREWING
- 19 GEMMA ROASTER MACHINE
- 20 MAHLKOENIG EK43

EQUIPMENTS PLAN - COUNTERS

RO-EP02-01 | 191117

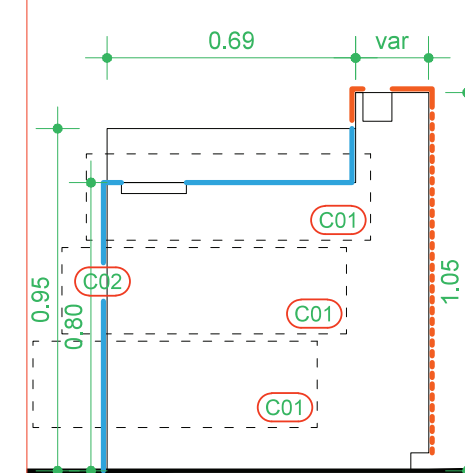
1_20 scale@A3

COUNTERS FINISHES LIST

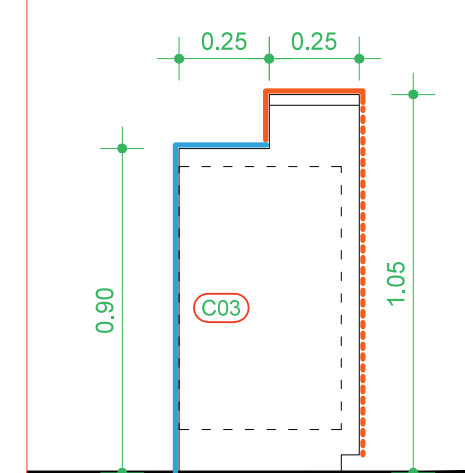
- White marble (Dionysos)
- Florim, Casamood Artwork, Deco01, matte, 6mm th.
- Bright birch plywood, panels, matte
- - - Bright birch plywood, irregular tiles, matte
- - - Lacquered painted MDF, green
- - - Lacquered painted MDF with graphics

- C01 Drawers
- C02 Doors
- C03 Refrigerator
- ⊕ Recessed light

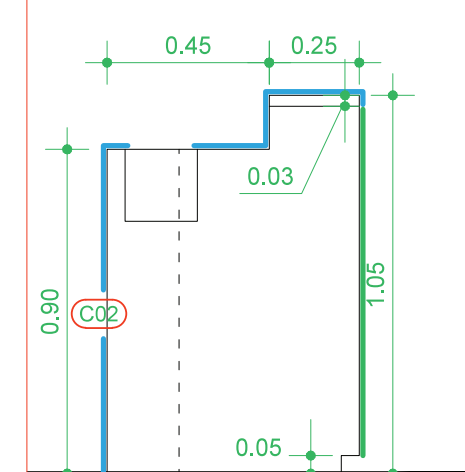
SECTION C4



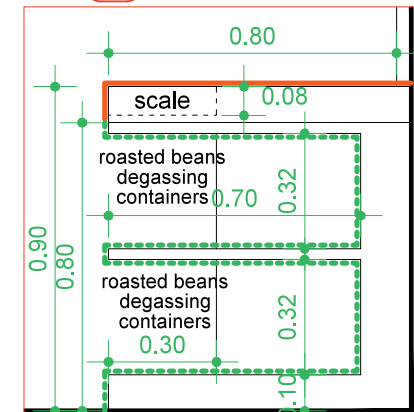
SECTION C3



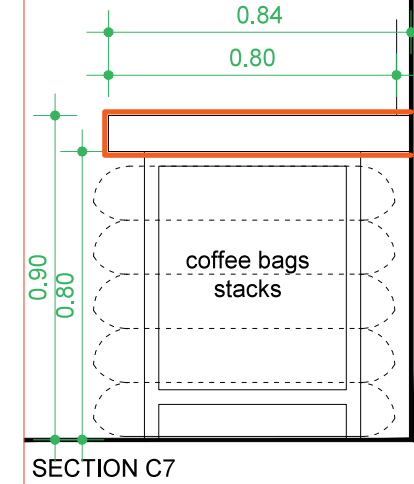
SECTION C2



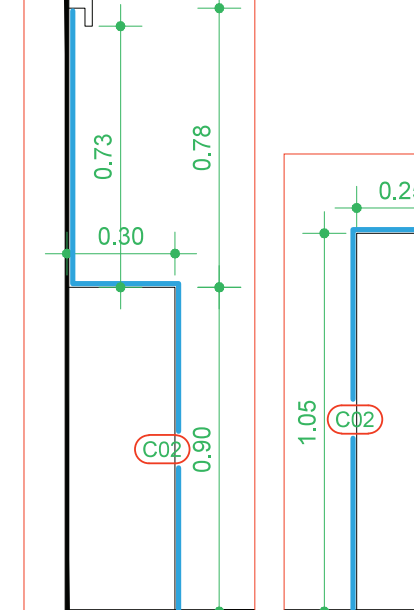
SECTION C1



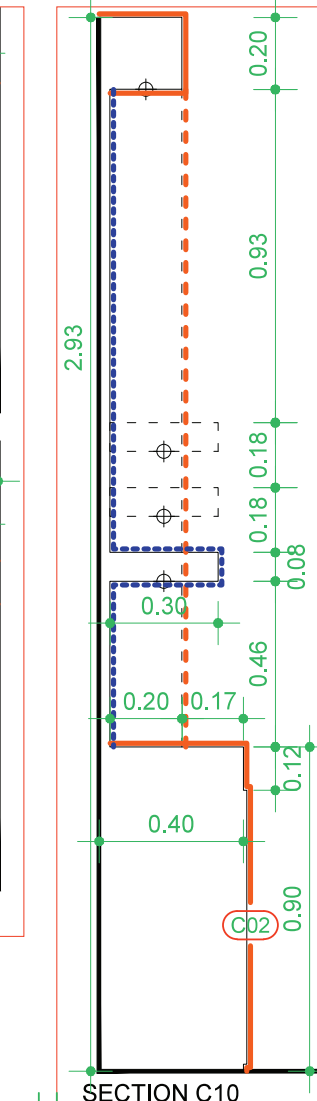
SECTION C8



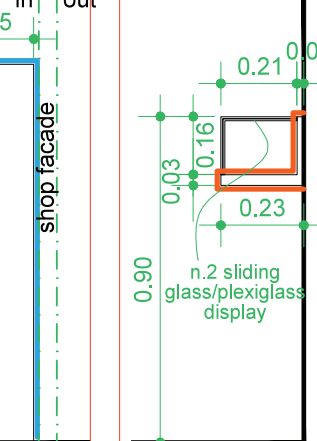
SECTION C7



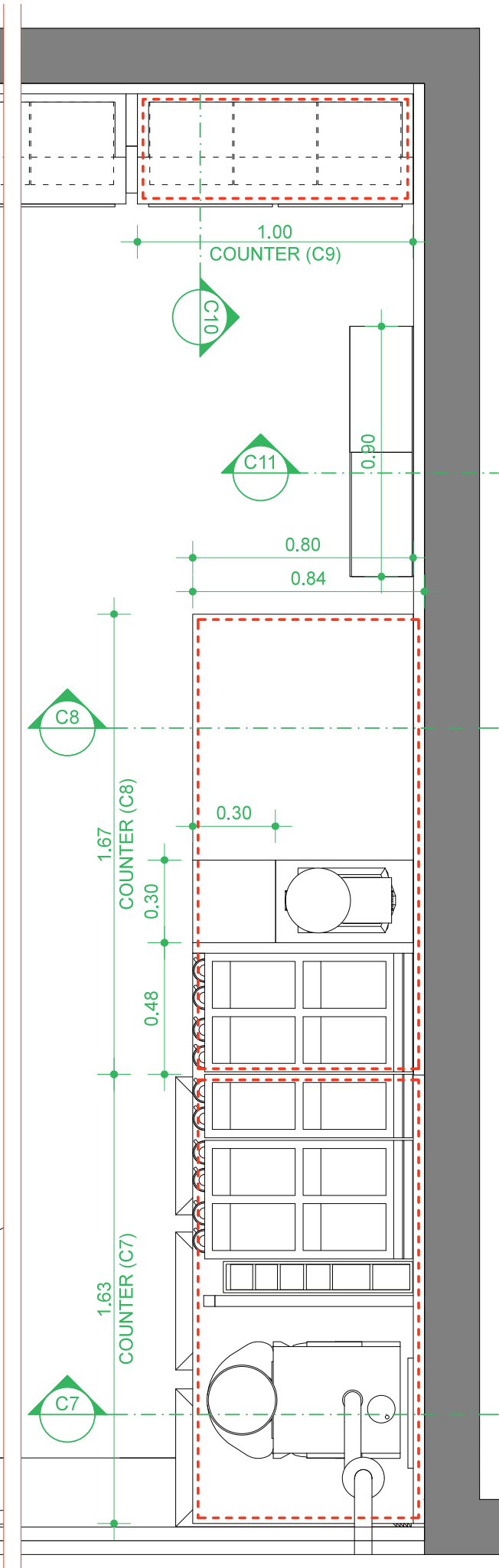
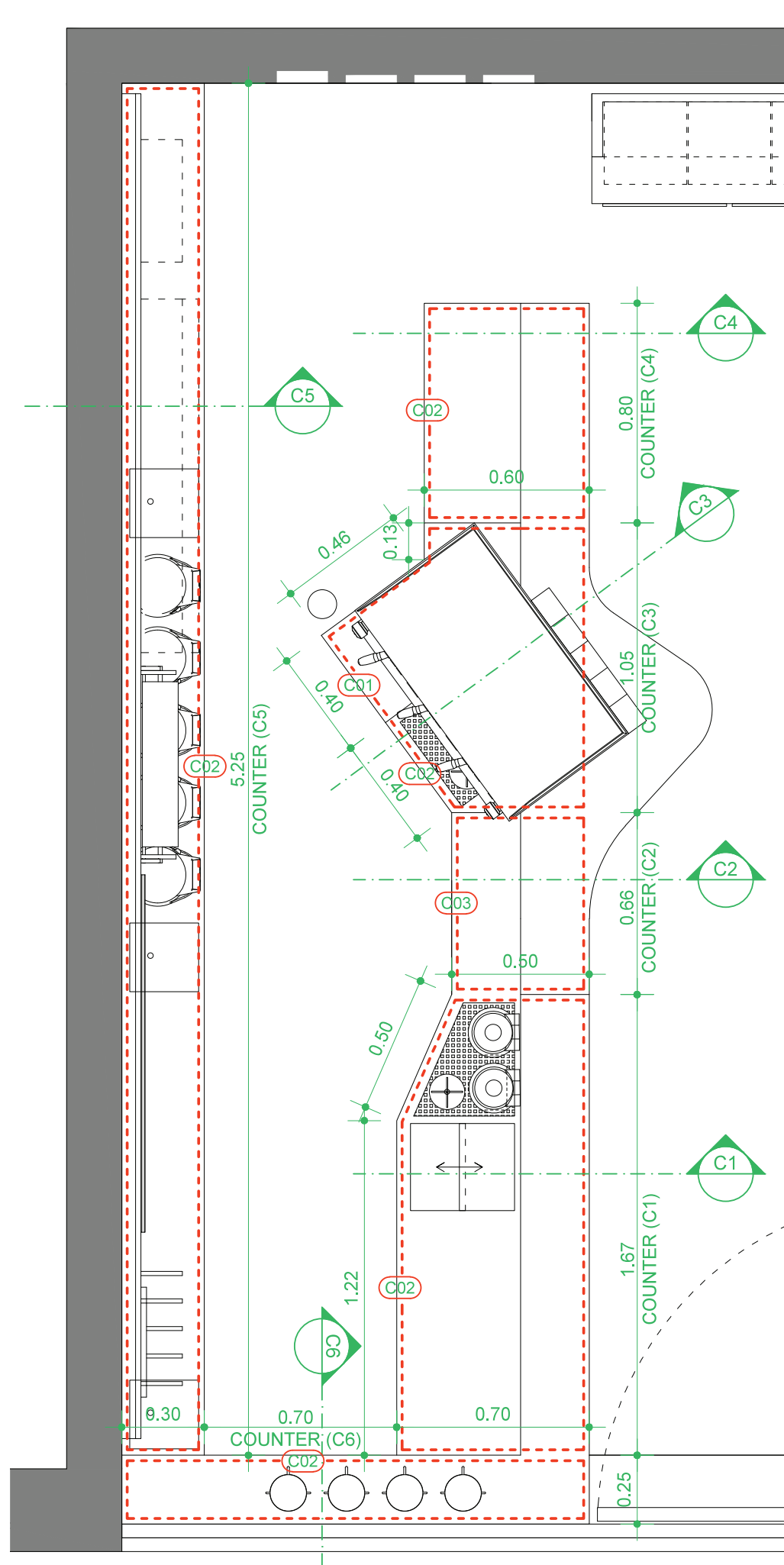
SECTION C5

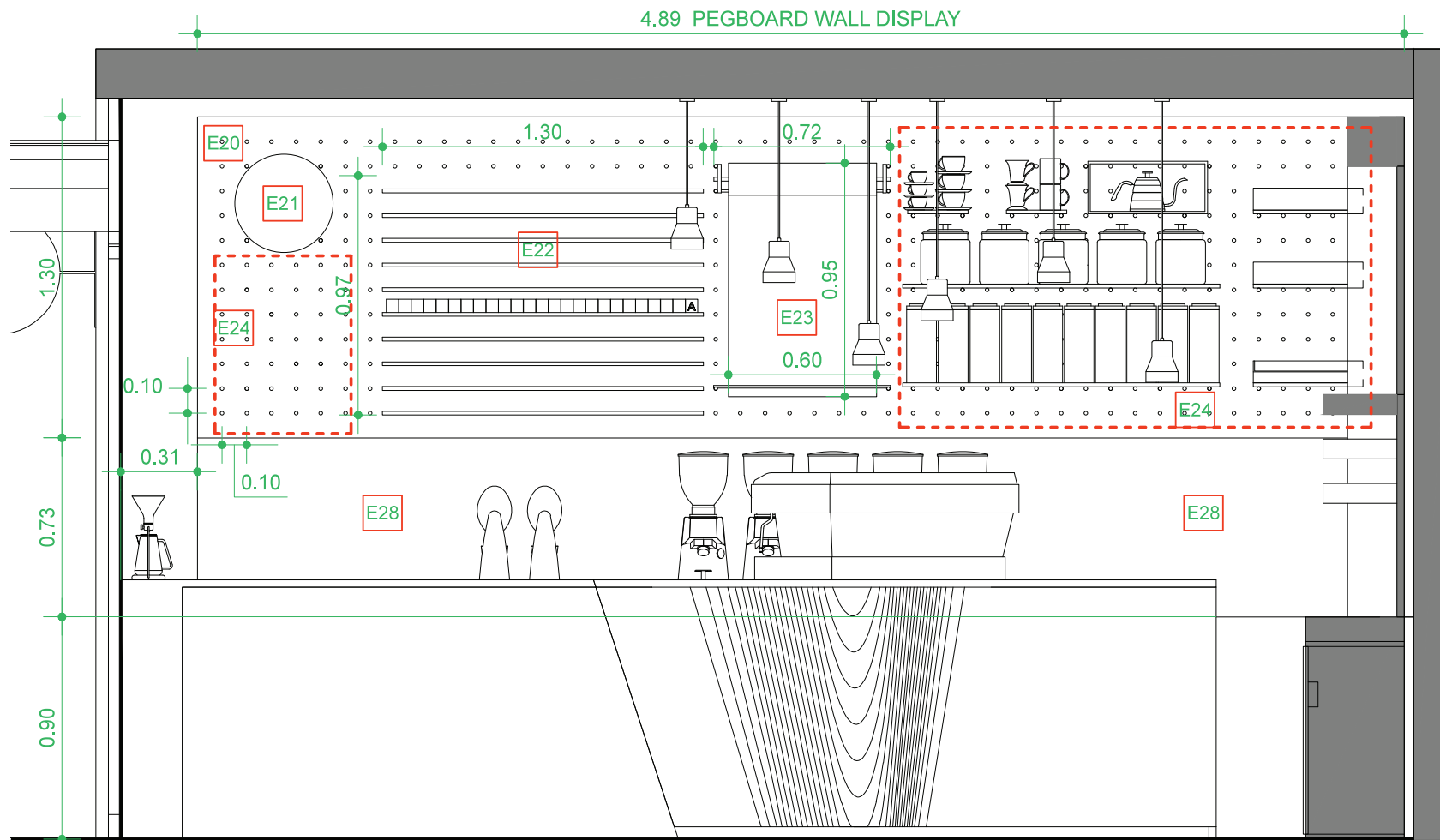


SECTION C10

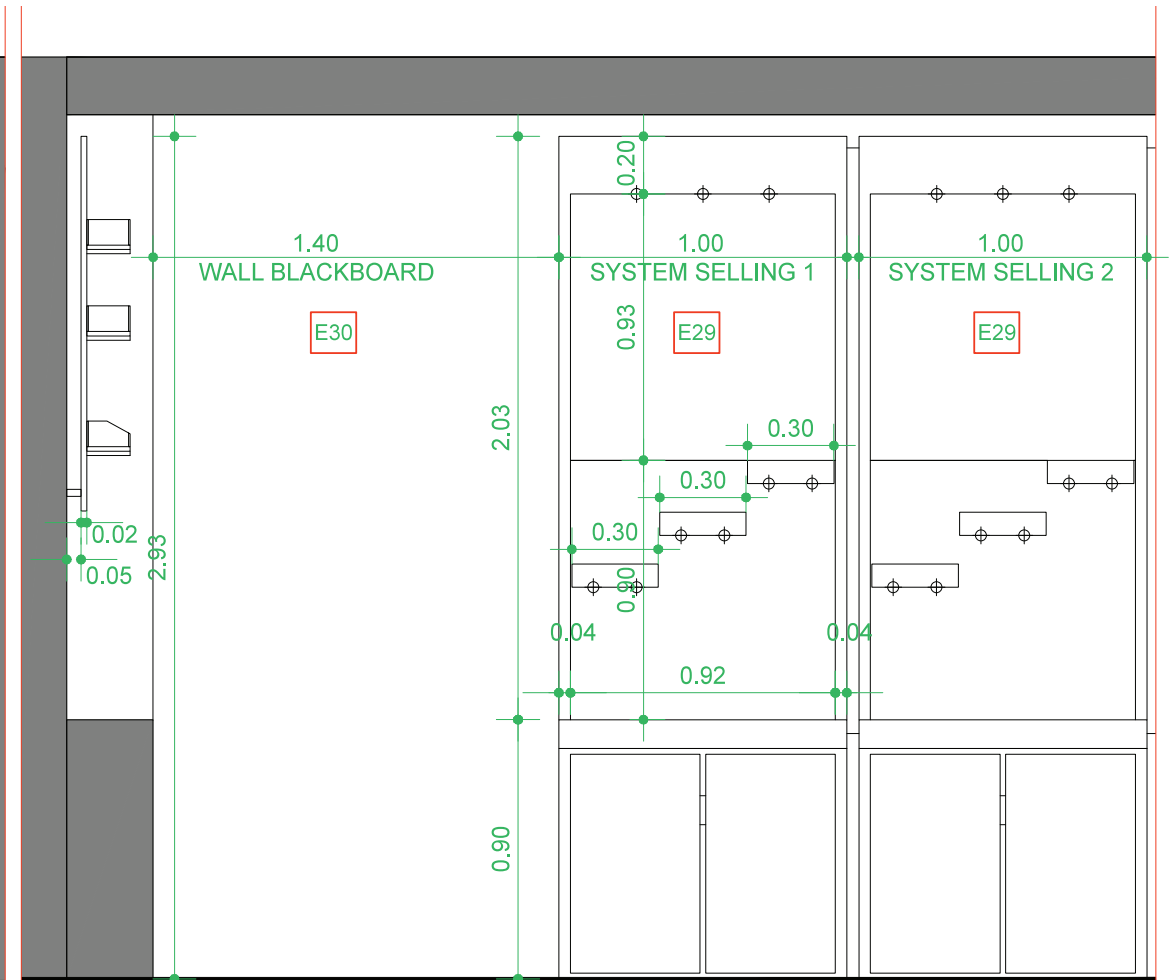


SECTION C11

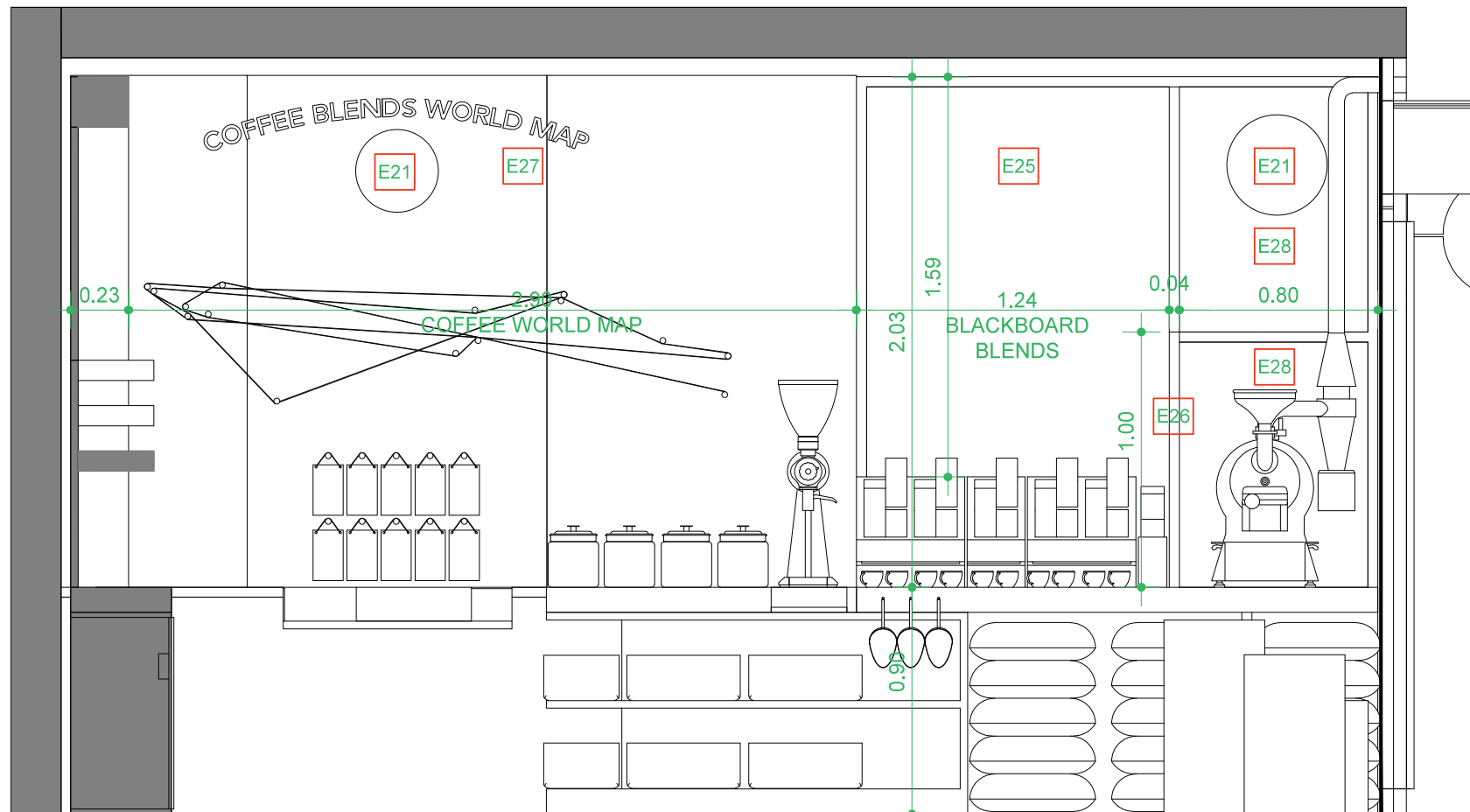




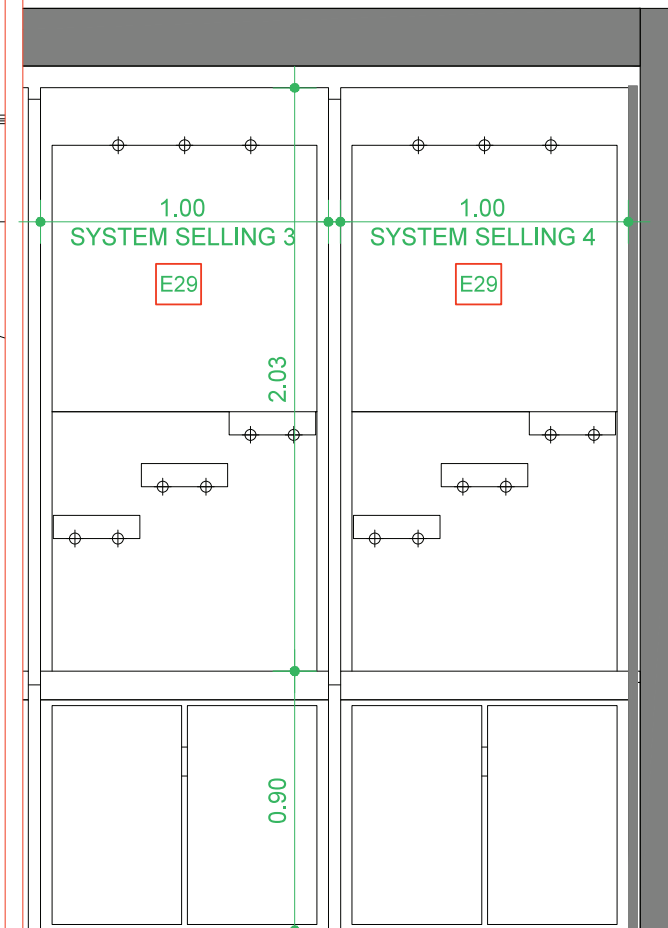
COFFEE BAR AREA - FRONT VIEW



SYSTEMS SELLING AREA - FRONT VIEW 1of2



ROASTING/RETAIL AREA - FRONT VIEW



SYSTEMS SELLING AREA - FRONT VIEW 2of2

EQUIPMENT LIST on walls:

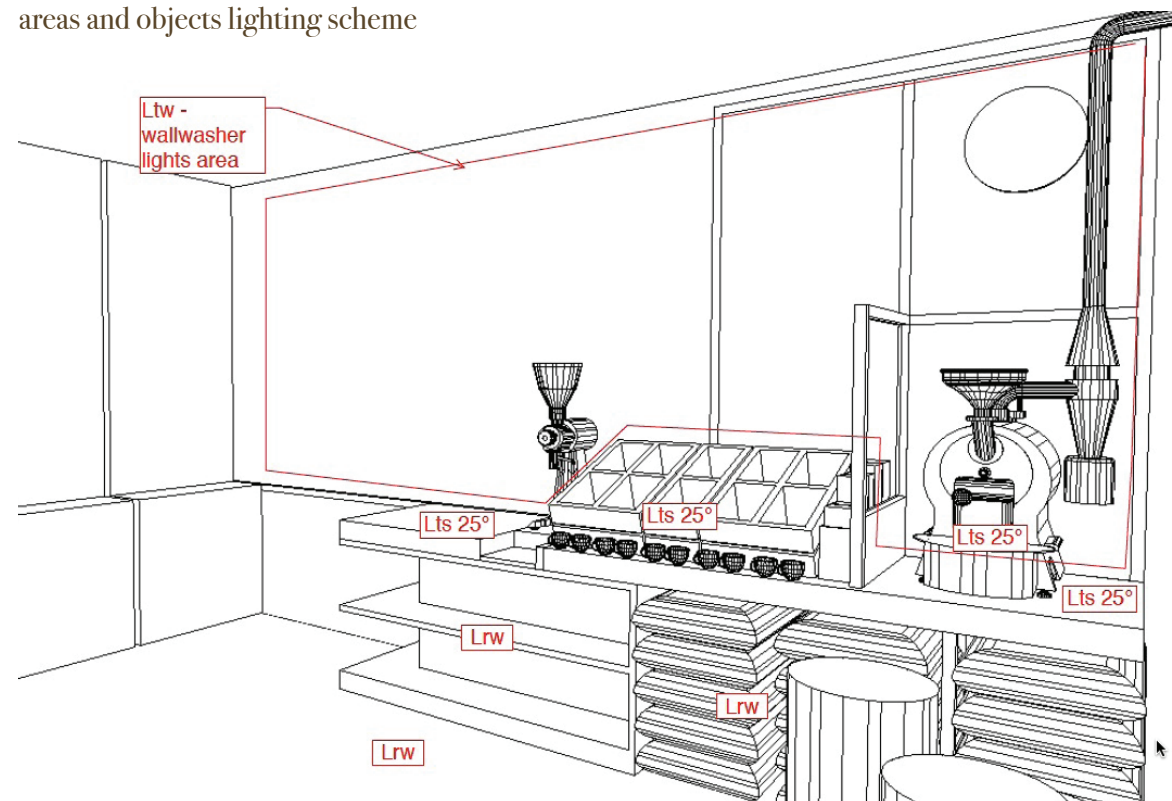
- E20** N.1 PEGBOARD 489x130x2 cm (wxhxt.) Baltic birch plywood, white laminate, Oak wood dowels pegs 15mm diam.
- E21** N.3 ROSTINS backlit SIGN 40cm diam.
- E22** N.1 LETTER DISPLAY MENU 10 wooden rows 130cm lenght, 25 white wooden tiles (black vinyl lettering)
- E23** N.1 ROLLER DISPLAY MENU 72x95cm (wxh) (60cm (w) craft paper roller), wooden supports.
- E24** FREE DISPLAY AREA
- E25** N.1 BLACKBOARD BLENDS COMMUNIC. 1240x203cm (wxh) on 4x4cm wooden frames
- E26** N.1 GLASS 76x100x1.5cm (wxhxt.) on 4x4cm wooden frames
- E27** N.1 COFFEE WORLD MAP 290x203cm (wxh) world map graphics on wall/panel, wooden pegs will marks each country/producer, colored elastic cords will identify each blend by connecting the single producers. Backlit sign.
- E28** DIONYSOS MARBLE finish.
- E29** N.1 BLACKBOARD WALL FINISH
- E30** N.4 SYSTEM SELLING FURNITURES

⊕ Recessed Light

EQUIPMENTS PLAN - ON WALL
RO-EP03-01 | 191117
1_25 scale@A3

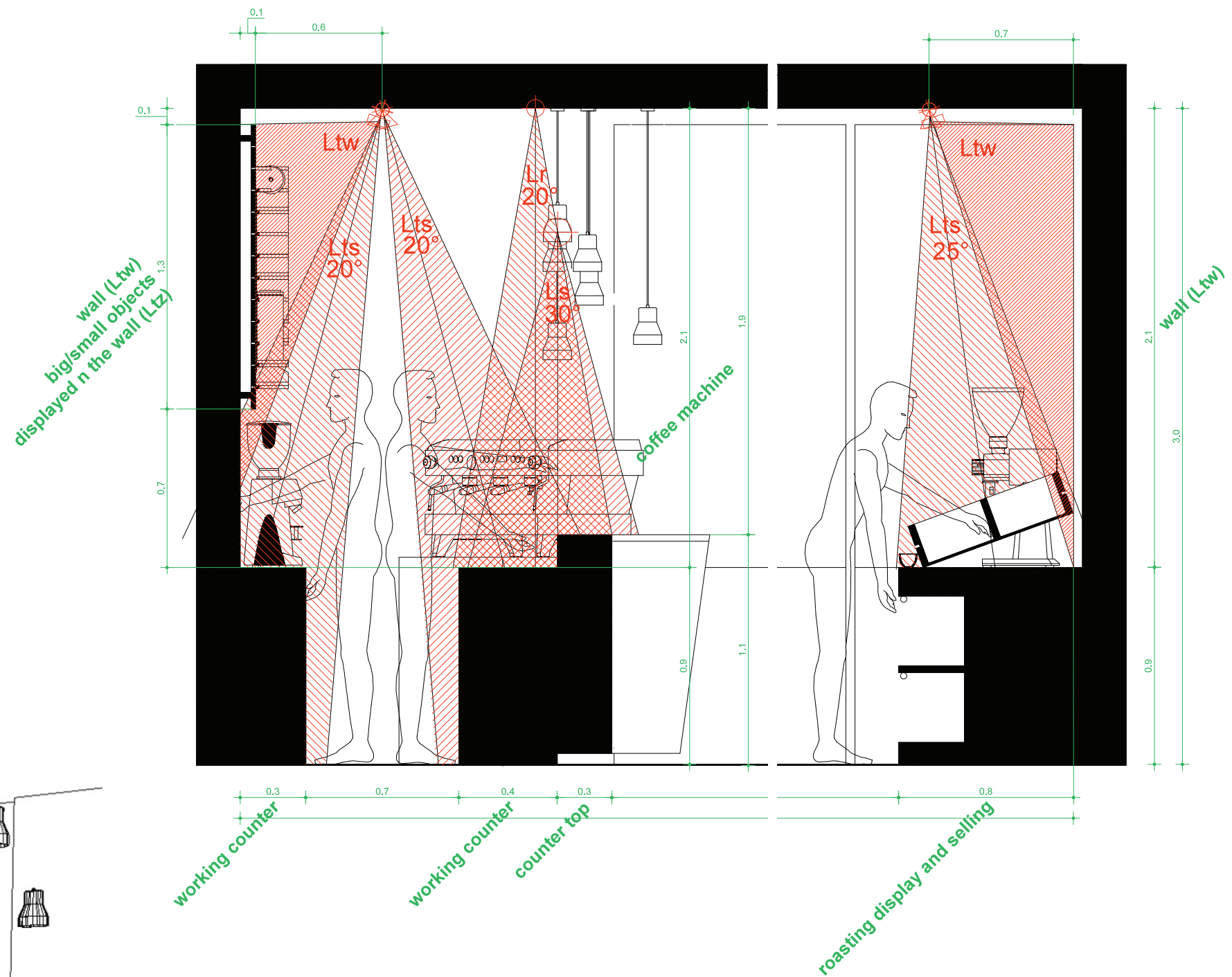
ROASTING RETAIL AREA

areas and objects lighting scheme



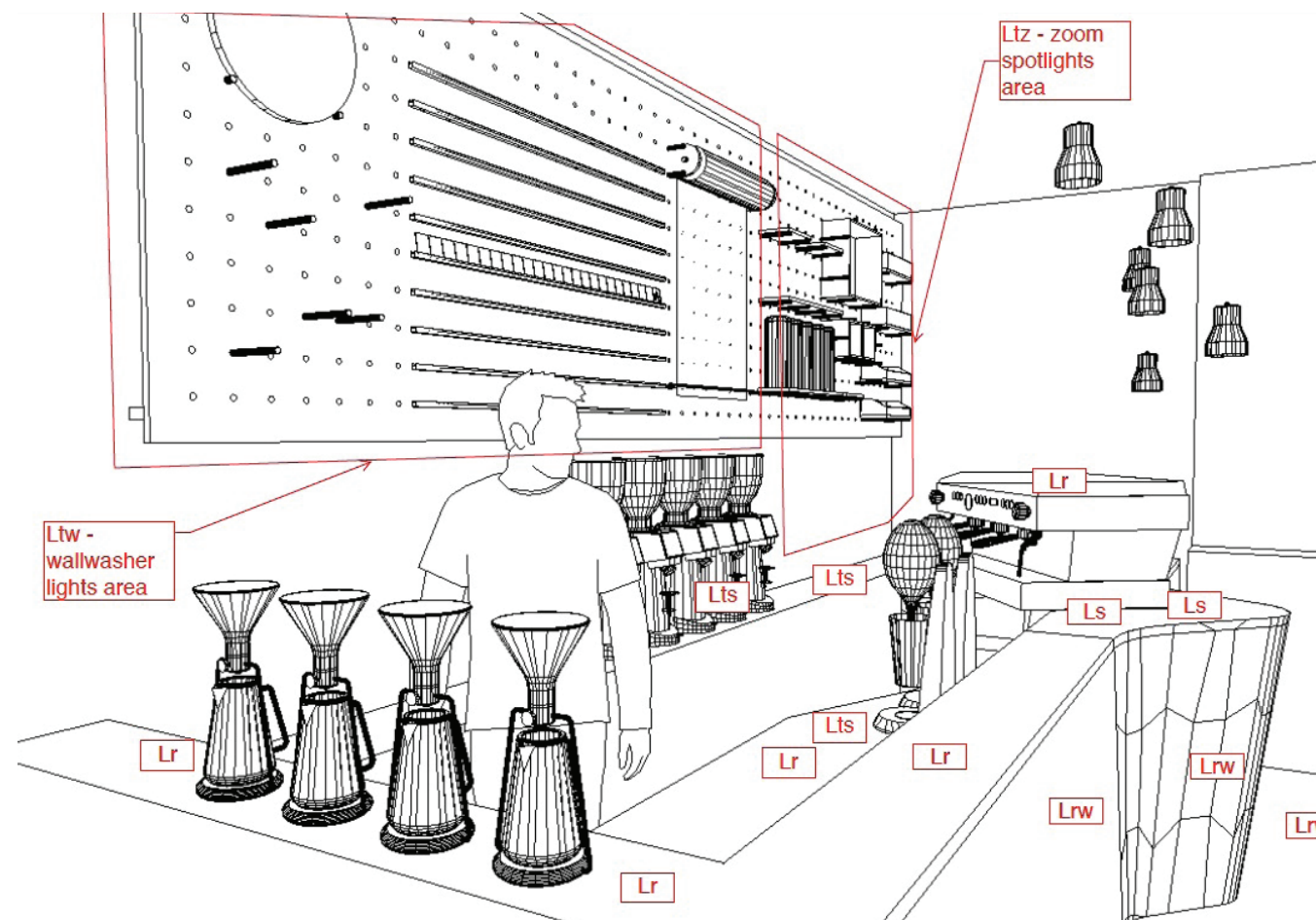
SECTION

areas and objects lighting scheme



COFFEE BAR AREA

areas and objects lighting scheme



TECHNICAL SHEET

from the following pages:

- (Ls) Suspended Lamps
- (Lr) Recessed Spotlights
- (Lts) Tracks Spotlights
- (Ltw) Tracks Wallwasher lights
- (Ltz) Track Zoom Spotlights
- (Lrw) Recessed Downlights






Cement Wood Lamp 130.

designed by Thinkk Studio

TECHNICAL SHEET

ceiling lamp in concrete and wood

COLORS AND REFERENCES


	Name	REF	Materials	Function	Public prices (without taxes)
	CEMENT WOOD LAMP Ø130mm Concrete finish		Concrete / Beech	Ceiling lamp	140,83 €
	CWL Opalin	SPE140044			
	CWL Snow	SPE140045			
	CWL Azure	SPE140046			
	CWL Smoke	SPE140041			
	CWL Kaki	SPE140047			
	CWL Sand	SPE140048			
	CWL Beech	SPE140042			
	CWL Terracota	SPE140043			

pendant lamp
suspension

BRAND	Specimen Editions
DESIGNER	Thinkk Studio
TYPE	Pendant light
YEAR	2013
LAMP DESCRIPTION	The Cement Wood collection focuses on materials and deals with a perfect balance between the roughness of concrete and the softness of wood.
ENVIRONMENT	Indoor
MATERIAL	Soft cement and PEFC fumigated beech
INPUT VOLTAGE	240V~, 50/60hz
BULB TYPE	E26/E27, not included, Max 15W, LED or FLUORESCENT only
PROTECTION	IP20, Class II
LAMP DIMENSIONS	H: 18cm, Diameter :13cm
CANOPY	Included. Color : black mat RAL 9005, 120mm diameter, H: 25mm
CORD TYPE AND LENGTH	HO3VVF, 2x0,75mm ² black textil , Length : 2 meters
WEIGHT	1,5 kg
CUSTOM OPTIONS	Shade color, shade dimensions, cable length color, cable length dimensions, canopy color, canopy dimensions
CLEANING INSTRUCTIONS	Clean with a soft dry cloth. Always switch off the electricity before cleaning
ABOUT THE DESIGNER	Decha Archjananun graduated with a Bachelors in architecture from KMITL (one of Thailand's leading universities) and from the University of Art and Design Lausanne (ECAL- Switzerland). Ploypan Theerachai graduated Master's programme, Inspace at Sweden's Konstfack in 2012. Together they founded the studio Thinkk in 2007 with Thinkk has received many awards including the Furniture Design Award in Singapore and the ELLE Thailand Design Award.
STANDARDS	CE, EN60598-1 EN60598-2-1

Steel Wood Lamp 130.

designed by Thinkk Studio


Ls - suspended lamps
 "to light the counter top"
 SPECIMEN, Cement Wood Lamp.
 E26 /E27 max 15w LED,
 3000k, 30°flood
 Color:beige, grey, natural wood, opaline,
 terracotta, white.



Elegant accentuation and floodlighting

Round recessed spotlights and recessed floodlights for prestigious areas, exhibitions and salesrooms

The Quintessence round recessed spotlights help you expertly accentuate individual areas or objects. The recessed floodlights, meanwhile, direct the attention of the observer onto your shelves and product tables. The luminaires integrate elegantly with the room architecture, their large swivel range enables you to reach even far corners of the room. The Quintessence system design facilitates a flexible lighting concept as a unified whole. Combine spotlights and floodlights with each other or with the Quintessence downlights. Select the appropriate mounting details and lamps. Whatever your choice, the result is always a highly efficient lighting system meeting the highest standards of light quality.

ERCO

Technical Region: 220V-240V/50Hz
We reserve the right to make technical and design changes.
Edition: 22.11.2018

Current version under
www.ercos.com/quintessence-round-r

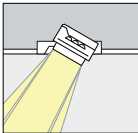
1/4



Accentuation
Emphasis of objects or architectural elements.

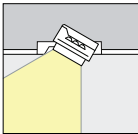


Washlighting
Wide-beam illumination of larger objects or spatial zones.



Recessed spotlights
Very narrow to wide beam, rotationally symmetrical light distribution for accent lighting.

LED module
2W - 18W
210lm - 2475lm
Light distribution: Narrow spot, Spot, Flood



Recessed floodlights
Very wide rotationally symmetrical or axially symmetrical light distribution for floodlighting.

LED module
6W - 18W
630lm - 2475lm
Light distribution: Wide flood, Oval flood

Lr - recessed spot lights

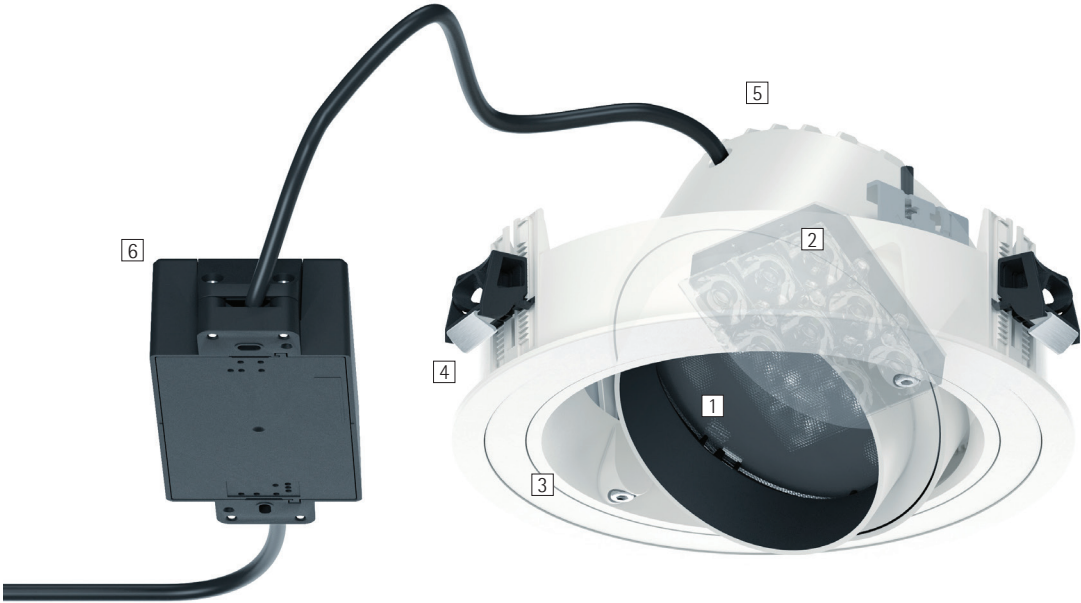
"to light the counter top, working counters and coffee machine"
ERCO, Quintessence rotondo.
Spot (20°), 8w LED, 3000k,
Color: white

ERCO

Technical Region: 220V-240V/50Hz
We reserve the right to make technical and design changes.
Edition: 22.11.2018

Current version under
www.ercos.com/quintessence-round-r

2/4



Structure and characteristics

The features described here are typical of products in this range. Special versions may offer additional or varying features. A comprehensive description of the features of individual products can be found on our website. The direct links for quick access always take the same form:

www.ercos.com/<article number>

1 ERCO Spherolit lens

- Light distributions: narrow spot, spot, flood, wide flood or oval flood
- Oval flood 360° rotation

2 ERCO LED-module

- High-power LED: warm white (3000K) or neutral white (4000K)
- Collimating lens made of optical polymer

3 Flush or regressed cassette

- Polymer, white

4 Mounting ring

- Covered mounting detail
- Fixing for ceiling thicknesses of 1-25mm (size 4) or 1-30mm (size 7)
- Polymer, white
- For flush mounting: mounting ring to be ordered separately, fixing for ceiling thicknesses of 12.5-25mm

5 Housing

- Cast aluminium
- 0°-40° tilt, 360° rotation
- Lockable angles of tilt and rotation
- Anti-glare ring: polymer or cast aluminium, internal black lacquered, external white

6 Control gear

- Switchable, phase dimmable or DALI dimmable
- Phase dimmable version: Dimming with external dimmers possible (trailing edge)

Variants on request

- High-power LEDs: 3000K CRI 95 or 2700K, 3500K, 4000K with CRI 92
- Connection: 3- or 5-pole plug with connection cable (Wago or Wieland)
- Cassette and mounting ring: 10,000 further colours
- Ceiling channel system
- Please contact your ERCO consultant.

Special characteristics

	Oval flood, freely rotatable
	With flush or recessed ceiling coffer
	Pivotable through 40°
	Flush or covered mounting detail
	Shallow recess depth



ERCO high-power LEDs



Efficient Spherolit technology



Different light distributions



Different light colours



Excellent thermal management



EMC-optimised



Various construction sizes



Lockable



Tool-free mounting



Switchable



Phase dimmable



DALI dimmable

ERCO

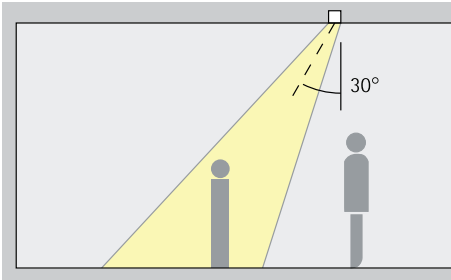
Technical Region: 220V-240V/50Hz
We reserve the right to make technical and design changes.
Edition: 22.11.2018

Current version under
www.ercos.com/quintessence-round-r

3/4

Recessed spotlights

Narrow spot, Spot, Flood



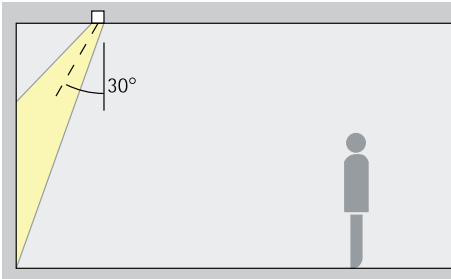
Accentuation

Quintessence recessed spotlights accentuate artwork, products and architectural details effectively. The ideal angle of tilt (α) for this is around 30°. The object is modelled without distorting the effect as a result of excessive shadowing. It also prevents shadows cast by the observer.

Arrangement: $\alpha = 30^\circ$

Recessed floodlights

Wide flood, Oval flood



Washlighting

The ideal angle of tilt (α) for flood-lighting objects with a long, square shape, e.g. pictures, sculptures or merchandise displays, is around 30°.

Arrangement: $\alpha = 30^\circ$

ERCO

Technical Region: 220V-240V/50Hz
We reserve the right to make technical and design changes.
Edition: 22.11.2018

Current version under
www.ercos.com/quintessence-round-r

4/4

Optec for track



Lts - track, spotlights
"to light the working counters and coffee roasting display and selling"
ERCO, Optec,
spotlight, spot (20°), flood (25°)
8w LED, 3000k,
Color: white.

Ltw - track, wallwasher lights
"to light the wall, h=130 - 210 cm"
ERCO, Optec,
wallwash lens
8w LED, 3000k,
Color: white.

Ltz - track, zoom spotlights
"to light big/small objects displayed on the wall"
ERCO, Optec,
zoom spot, (15°-65°)
8w LED, 3000k,
Color: white.

The all-round talent

Optec – the spotlight for any purpose

Anything is possible with Optec. In versions with different light distributions, Optec covers the full bandwidth of lighting requirements in shops, galleries and museums – high-contrast accent lighting, floodlighting of exhibits, uniform illumination of walls, or sharp-edged beams for striking effects. With innovative photometrics, Optec combines efficiency with visual comfort.

To ensure excellent heat management and flawless performance, ERCO has separated the light head and control gear, whilst, at the same time, the combination of cuboid and cylinder creates the visual impression of less volume and a classic design.


ERCO

Technical Region: 220V-240V/50Hz
We reserve the right to make technical and design changes.
Edition: 22.11.2018

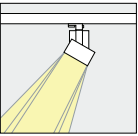

Current version under
www.erco.com/optec


Optec for track



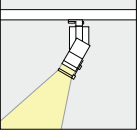




Accentuation
Emphasis of objects or architectural elements.



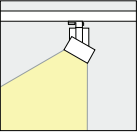



Projection
Projection of contours.





Washlighting
Wide-beam illumination of larger objects or spatial zones.



Spotlights
Very narrow to wide beam, rotationally symmetrical light distribution for accent lighting.

LED module
2W - 38W
210lm - 4920lm
Light distribution: Narrow spot, Spot, Flood

COB LED module
10W - 36W
1005lm - 5455lm
Light distribution: Spot, Flood

LED RGBW module
28W
1660lm
Light distribution: Spot, Flood

Zoom spotlights
Manually adjustable round or oval light distribution for accenting to floodlighting.

LED module
6W - 19W
630lm - 2460lm
Light distribution: Zoom spot, Zoom oval

Contour spotlights
Optical system with lens for the projection of hard-edged contours using a framing attachment.

LED module
6W - 28W
630lm - 3690lm

Floodlights
Very wide rotationally symmetrical or axially symmetrical light distribution for floodlighting.

LED module
6W - 38W
630lm - 4920lm
Light distribution: Wide flood, Extra wide flood, Oval flood

COB LED module
10W - 36W
1005lm - 5455lm
Light distribution: Wide flood, Oval flood

LED RGBW module
28W
1660lm
Light distribution: Wide flood, Extra wide flood, Oval flood

ERCO

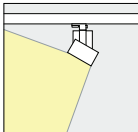
Technical Region: 220V-240V/50Hz
We reserve the right to make technical and design changes.
Edition: 22.11.2018

Current version under
www.erco.com/optec

Optec for track



Wallwashing
Vertical illuminance for brightening and dividing the space.



Lens wallwashers
Asymmetrical light distribution for highly uniform wallwashing.

LED module
6W - 38W
630lm - 4920lm
Light distribution: Wallwash

COB LED module
10W - 36W
1005lm - 5455lm
Light distribution: Wallwash

LED RGBW module
28W
1660lm
Light distribution: Wallwash

Optec for track



Structure and characteristics

The features described here are typical of products in this range. Special versions may offer additional or varying features. A comprehensive description of the features of individual products can be found on our website. The direct links for quick access always take the same form:

www.erco.com/<article number>

1 ERCO Spherolit lens

- Light distributions: narrow spot, spot, flood, wide flood, extra wide flood, oval flood or wallwash
- Oval flood 360° rotation

or

Attachment (zoom spotlight)

- Zoom lens, continuously focusable
- Light distributions: zoom spot, zoom oval
- Zoom oval 360° rotation

or

Attachment (contour spotlight)

- Rotatable through 360°
- Framing attachment
- Holder with projection lens, continuously focusable

2 ERCO LED-module

- High-power LEDs: warm white (3000K), neutral white (4000K) or RGBW
- Chip-on-board LED: warm white (2700K or 3000K), neutral white (3500K or 4000K) or Fashion (3000K)
- Collimating lens made of optical polymer
- RGBW with highly reflective colour mixer

3 Cylindrical light head

- White (RAL9002), black or silver
- Cast aluminium, powder-coated
- 270° tilt

4 Housing

- White (RAL9002), black or silver
- Polymer
- Rotatable through 360° on adapter

5 Control gear

- Switchable, phase dimmable, DALI dimmable or Casambi dimmable
- Phase dimmable version: dimming with external dimmers possible (trailing edge) and potentiometer for brightness control 1%-100% on the luminaire

6 ERCO 3-circuit adapter or ERCO DALI adapter

Variants on request

- High-power LEDs: 3000K CRI 95 or 2700K, 3500K, 4000K with CRI 92
- Housing: 10,000 further colours
- Please contact your ERCO consultant.

Special characteristics

	Oval flood, freely rotatable
	Contour spotlight
	Zoom spotlight
	Coloured light
	Very good price performance ratio

	ERCO high-power LEDs / chip-on-board LED
	Efficient Spherolit technology
	Different light distributions
	Different light colours

	Excellent thermal management
	EMC-optimised
	Various housing colours
	Various construction sizes
	Pivotable through 270°
	Accessory for maximum visual comfort

	Switchable
	Phase dimmable
	DALI dimmable
	Casambi dimmable

ERCO

Technical Region: 220V-240V/50Hz
We reserve the right to make technical and design changes.
Edition: 22.11.2018

Current version under
www.erco.com/optec

3/6

ERCO


Technical Region: 220V-240V/50Hz
We reserve the right to make technical and design changes.
Edition: 22.11.2018

Current version under
www.erco.com/optec

4/6

Optec for track – Luminaire arrangement

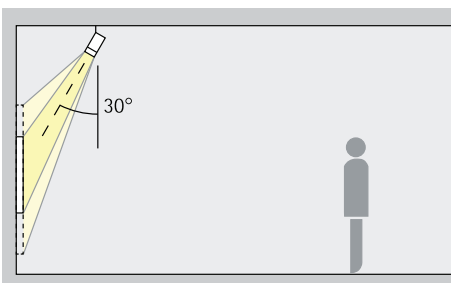
Spotlights
Narrow spot, Spot, Flood



Accentuation
Optec spotlights accentuate art-work, products and architectural details effectively. The ideal angle of tilt (α) for this is around 30°. The object is modelled without distorting the effect as a result of excessive shadowing. It also prevents shadows cast by the observer.

Arrangement: $\alpha = 30^\circ$

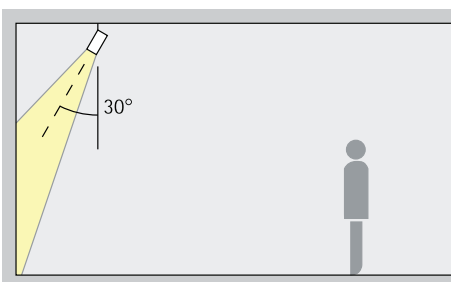
Zoom spotlights
Zoom spot, Zoom oval



Accentuation
Zoom spotlights feature a continuously adjustable beam angle. With the spot to wide flood zoom range, smaller works of art can be accentuated effectively at an inclination angle (α) of approximately 30°. The oval zoom is suitable for linear works of art. The object is modelled without distorting the effect as a result of excessive shadowing. It also prevents shadows cast by the observer.

Arrangement: $\alpha = 30^\circ$

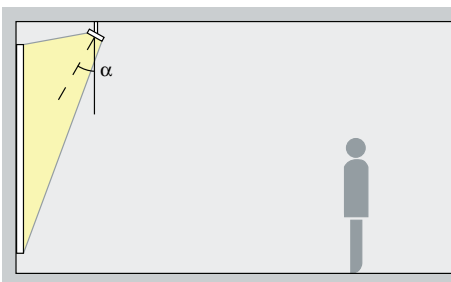
Contour spotlights



Projection
Spotlights with framing attachments enable freely settable, crisp-edged light beams. As a result fascinating effects can be created where pictures appear to illuminate from within. The ideal angle of tilt (α) is 30°.

Arrangement: $\alpha = 30^\circ$

Floodlights
Wide flood, Extra wide flood, Oval flood

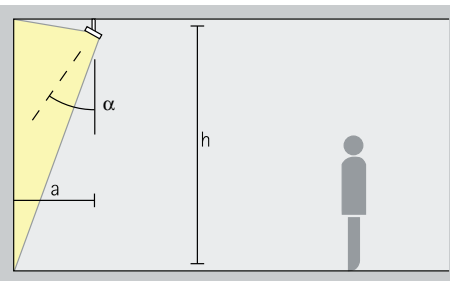


Washlighting
The ideal angle of tilt (α) for flood-lighting objects with a long, square shape, e.g. pictures, sculptures or merchandise displays, is around 30°.

Arrangement: $\alpha = 30^\circ$

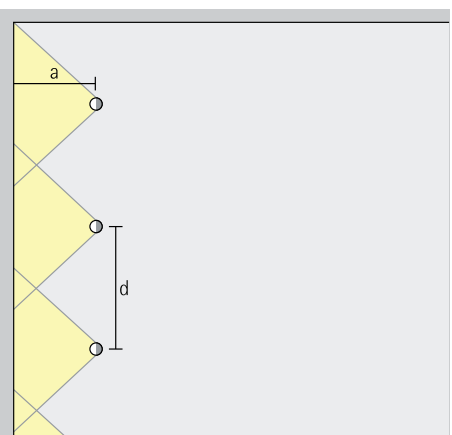
Optec for track – Luminaire arrangement

Lens wallwashers
Wallwash



Wallwashing
For uniform vertical illuminance, the distance (a) of Optec lens wallwashers from the wall should be around one third of the room height (h). This results in an angle of tilt (α) of approx. 35°.

Arrangement: $a = 1/3 \times h$ or
 $\alpha = 35^\circ$



For good longitudinal uniformity, the spacing (d) of Optec lens wallwashers may be up to 1.2 times the offset from the wall (a).

Arrangement: $d \leq 1.2 \times a$

The optimal wall offset and luminaire spacing for each product are indicated in the wallwasher tables in the catalogue and the product data sheets.



Lrw - recessed downlights
"enviroment light, to light the front of the counters, to eliminate the shadows"
ERCO, Starpoint,
downlight, wide flood (>45°), dimmable.
8w LED, 3000k,
Color: white.

Esili ed efficienti

Apparecchi da incasso nel soffitto per locali di vendita, hotel, ristoranti e abitazioni

Esili sorgenti luminose discretamente integrate nell'immagine del soffitto, i downlight della famiglia Starpoint generano un'efficiente illuminazione d'ambiente. La realizzano con una distribuzione della luce a fascio largo per un'illuminazione ampia o una variante ovale per guidare gli utenti nei percorsi. La piccola grandezza d'incasso dell'apparecchio offre un'immagine molto discreta, che si inserisce perfettamente nelle abitazioni. Con la loro potenza i downlight Starpoint sono perfettamente adatti a locali di vendita, camere d'albergo o abitazioni. Sono disponibili design con diverse soluzioni, che consentono di scegliere tra un dettaglio d'incasso sovrapposto ed uno a filo del soffitto.

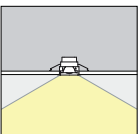
ERCO

Ambiente tecnico locale:
220V-240V/50Hz
Ci si riserva il diritto di apportare modifiche tecniche e formali.

Edizione: 22.11.2018
Versione attuale sotto
www.ercos.com/starpoint



Illuminazione base
Illuminazione base con una distribuzione della luce a fascio largo.

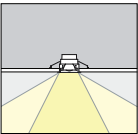


Downlight
Distribuzione dell'intensità luminosa a simmetria rotazionale e a fascio largo, per l'illuminazione base.

Modulo LED
8W
600lm - 830lm
Distribuzione della luce: Wide flood, Extra wide flood



Illuminazione lineare
Illuminazione d'ambiente lineare per strutturare gli spazi e per l'illuminazione di zone e passaggi.




Downlight oval flood
Distribuzione dell'intensità luminosa a simmetria assiale per illuminazione lineare.

Modulo LED
8W
600lm - 830lm
Distribuzione della luce: Oval flood

ERCO

Ambiente tecnico locale:
220V-240V/50Hz
Ci si riserva il diritto di apportare modifiche tecniche e formali.

Edizione: 22.11.2018
Versione attuale sotto
www.ercos.com/starpoint



Struttura e caratteristiche
Le caratteristiche qui descritte sono tipiche per gli articoli di questa famiglia di prodotti. Versioni speciali possono offrire altre funzionalità aggiuntive. Per una descrizione dettagliata delle caratteristiche dei singoli articoli visitare il nostro sito internet. Per un accesso rapido utilizzare i link diretti seguendo il seguente modello:

www.erco.com/<n° art.>

- 1 Sistema di lenti ERCO**
- In polimero ottico
 - Distribuzioni della luce: wide flood, extra wide flood o oval flood
- 2 Modulo LED di ERCO**
- High-power LED: bianco caldo (3000K) o bianco neutro (4000K)
- 3 Cono antiabbagliamento**
- Cut-off ottico 30°
 - Materiale sintetico, nero

- 4 Corpo**
- Fusione di alluminio, verniciato a polvere, con funzione di elemento di raffreddamento
 - Dettaglio d'incasso coprente: fissaggio a molla rotante per spessori del soffitto da 1 a 25mm. Anello da incasso in fusione di alluminio, bianco
 - Dettaglio di incasso a filo: fissaggio per spessori del soffitto da 12,5 a 25mm. Anello da incasso: materiale sintetico, bianco

- 5 Componentistica**
- Commutabile, dimmerabile sulla fase o dimmerabile con DALI
 - Versione dimmerabile sulla fase: Dimmerazione possibile con dimmer esterni (taglio di fase)

- Versioni su richiesta**
- Tonalità di luce: 2700K o 4000K con CRI 90
 - Allacciamento: spina a 3 o 5 poli con cavo di collegamento (Wago o Wieland)
 - Sistema di gole nel soffitto
- La preghiamo di rivolgersi al suo consulente ERCO.

Caratteristiche particolari

UGR	Per illuminazione di postazioni di lavoro a partire da UGR 8.4
Dimensioni dell'apparecchio contenute	
Incasso a filo o coprente	
Profondità d'incasso contenuta	



High-power LED di ERCO



Sistema di lenti efficiente



Cut-off ottico 40°



Diverse tonalità di luce



Eccellente gestione del calore



EMC ottimizzata



Montaggio senza attrezzi



Commutabile



Dimmerabile sulla fase



Dimmerabile con DALI

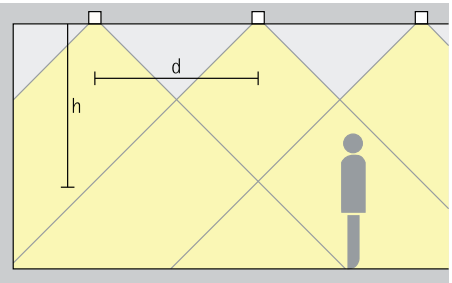
ERCO

Ambiente tecnico locale:
220V-240V/50Hz
Ci si riserva il diritto di apportare modifiche tecniche e formali.

Edizione: 22.11.2018
Versione attuale sotto
www.erco.com/starpoint

3/4

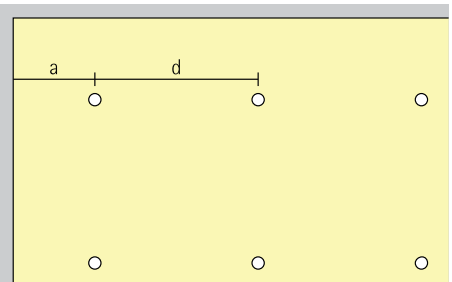
Downlight
Wide flood, Extra wide flood



Illuminazione base
Per un'illuminazione generale uniforme si può utilizzare come distanza approssimativa (d) tra due downlight Starpoint una misura pari a 1,25 volte l'altezza (h) dell'apparecchio sulla superficie utile.

Disposizione: $d \leq 1,25 \times h$

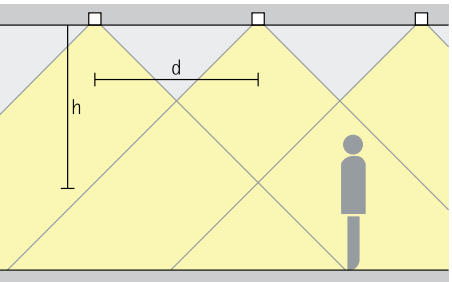
Ambito di applicazione: ambienti con soffitti bassi, ad es. sale di attesa o studi.



Come distanza dalla parete si consiglia la metà della distanza tra gli apparecchi.

Disposizione: $a = d / 2$

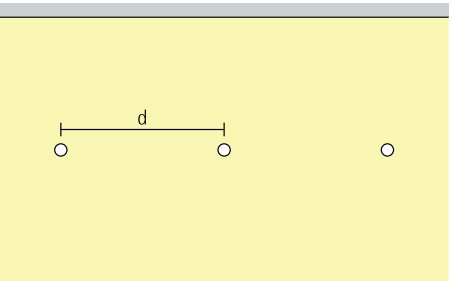
Downlight oval flood
Oval flood



Illuminazione lineare
Nella disposizione lineare per un'illuminazione uniforme si può utilizzare come distanza approssimativa (d) tra due downlight Starpoint una misura pari a 1,5 volte l'altezza (h) dell'apparecchio sulla superficie utile.

Disposizione: $d \leq 1,5 \times h$

Ambito di applicazione: corridoi e zone di passaggio o sopra i tavoli.



ERCO

Ambiente tecnico locale:
220V-240V/50Hz
Ci si riserva il diritto di apportare modifiche tecniche e formali.

Edizione: 22.11.2018
Versione attuale sotto
www.erco.com/starpoint

4/4



“Rostins, for pleasure” Concept Presentation

24.nov.2019

CREDITS

Design of exterior and interior spaces
Graphics design
(Store communications, Brend communication, Presentation)

Marco Rucci
Architect
.....

Renderings

Alessandro Porcai
Architect
.....

Rostins concept
Antonis Chaloulakos
Co-Founder
.....
Menelaos Koulouris
Co-Founder
.....

