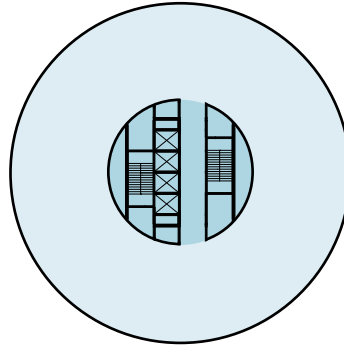


FUNCTIONALITY:
Efficient interior

1,000m² offices
381m² facade

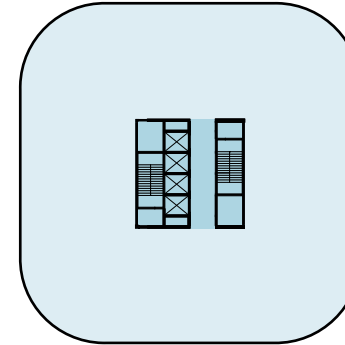
+



COMPACTNESS:
Efficient facade

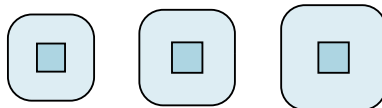
1,000m² offices
336m² facade

=



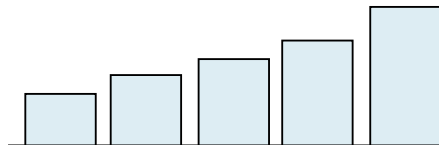
OPTIMIZATION:
Efficient interior and facade

1,000m² offices
348m² facade



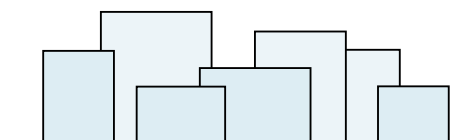
Different floorplans sizes
S, M, L

+



Different tower heights

→



ONE BUILDING FAMILY
Unity and Variety