WAVEHOUSE

Concept

The main purpose of this project is to use the blessings which nature provide for us such as rain, snow, and beautiful landscapes; for this reason, we decided to create a form to maximize the use of these resources so that the basic needs to be provided in a repetitive cycle.
The present plan is an adaptation of the curved shapes of nature, such as water, waves, etc. which have created a beautiful connection in consistent with their surroundings.
The current form is a section of a circular arc designed in the size of the requested module which can be reproduced on its four sides. The placement of service spaces in the middle creates opportunity for space expansion. The curve design and structure are organized in a way as to provide sufficient space for water supply and refinement, pumping water, and water heating systems easily.
The water stored above the service space and the bathroom can be used for various uses and, if not needed, it can be refined and stored. Water from the service, shower and the sink are also directed to the water refinery tank to be purified, re-pumped, and be stored in other reservoirs. This cycle is a part of the life of the project.
Other facilities of this project include the use of a bed and a folding desk which gives us more space. The high windows of the bedroom and living room also invite us to watch a unique view of the sky and the forest. As a conclusion, this generous project provides us the nature and its resources, so that without access to the resources inside the city, we could spend longer time in nature.

WaveHouse

Concept Diagram

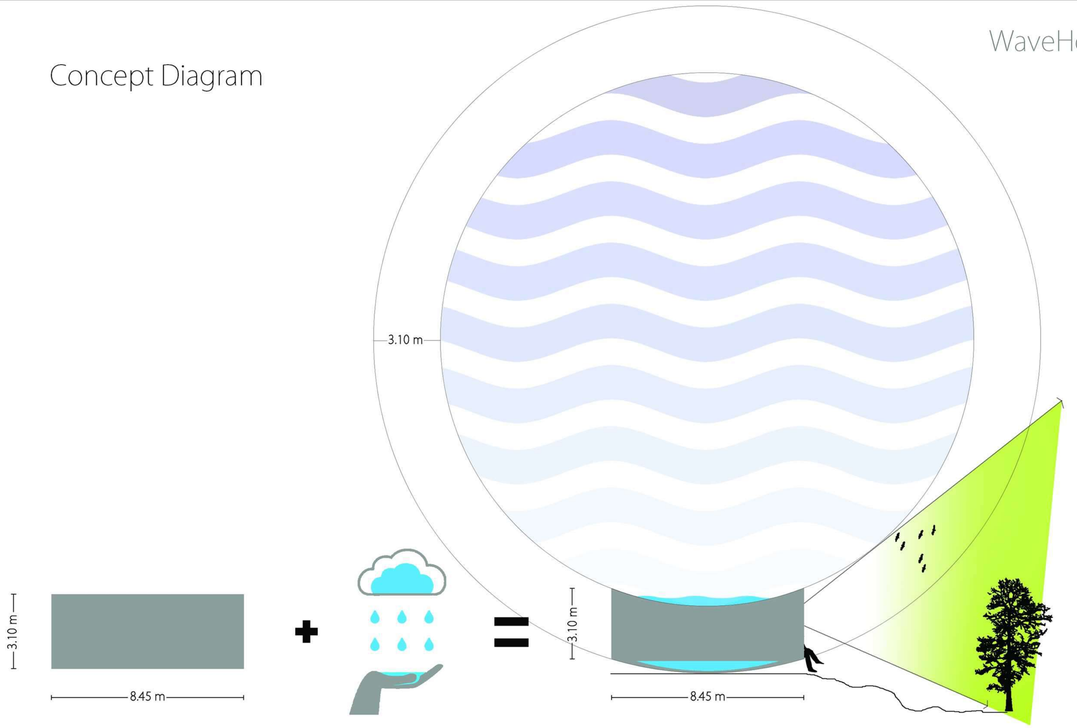

Idea

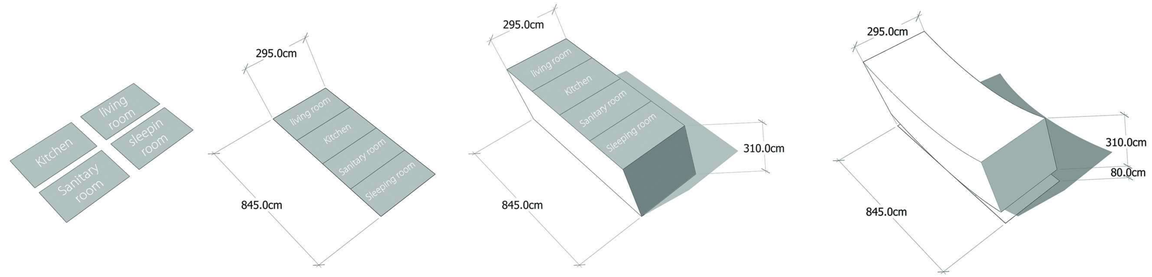

Program Organisation

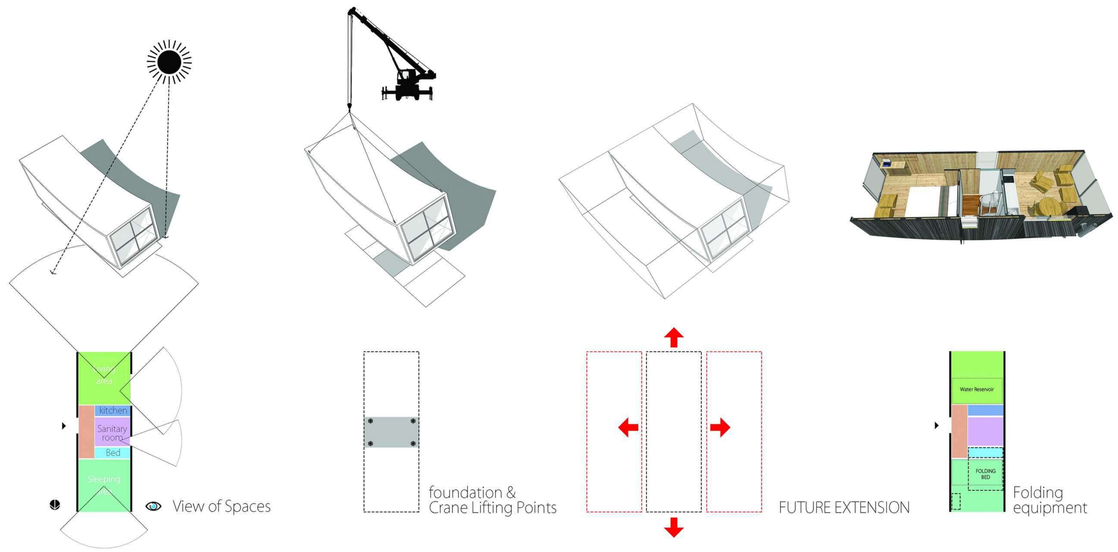

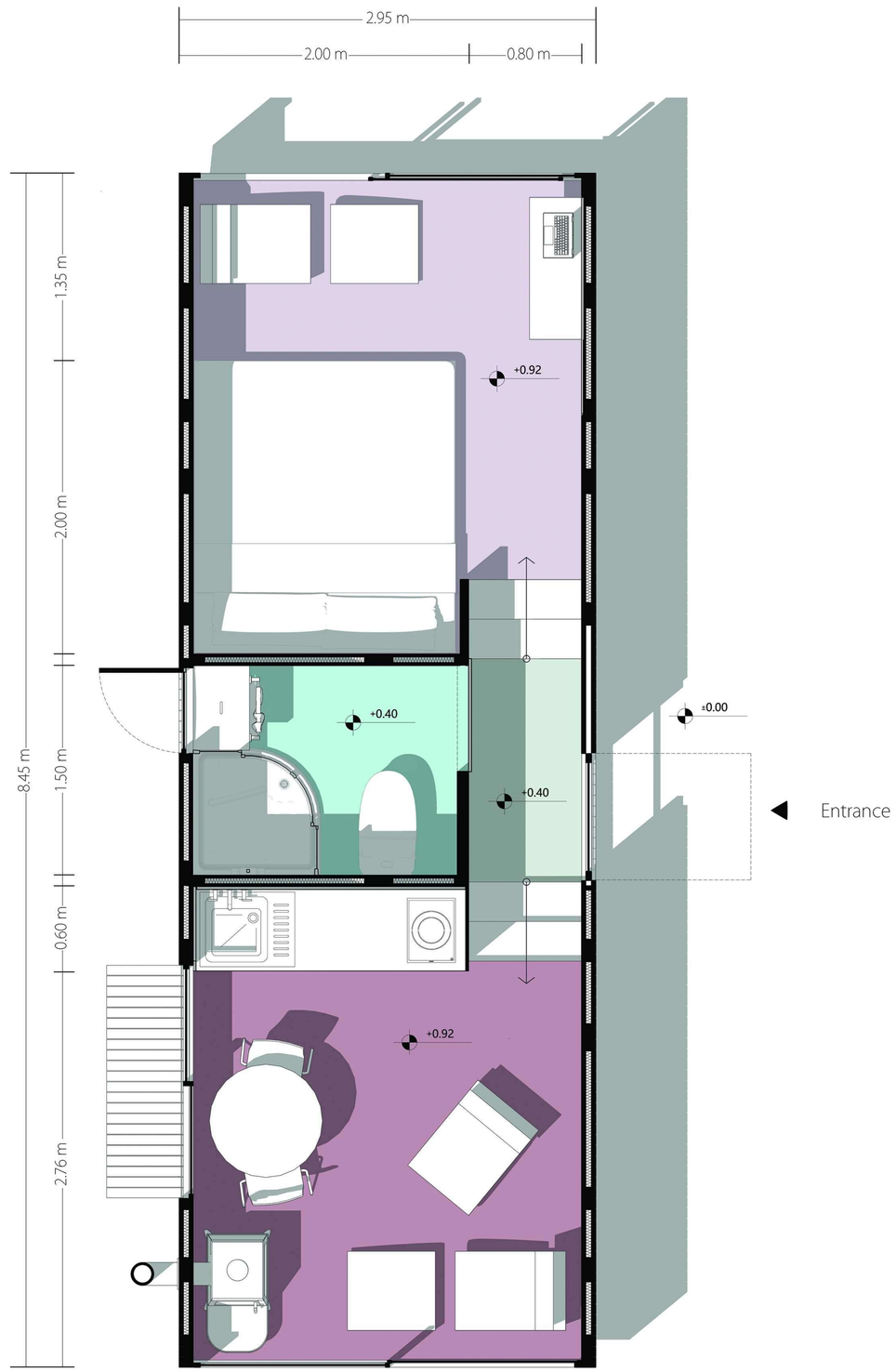
2.95 m
2.00 m
0.80 m
1.35 m
2.00 m
8.45 m
1.50 m
0.60 m
2.76 m
+0.92
+0.40
±0.00
+0.40
+0.92
Entrance

Plan Sc: 1/20

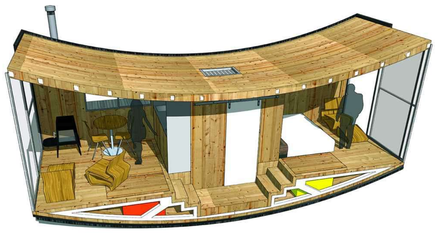

6. READY TO USE

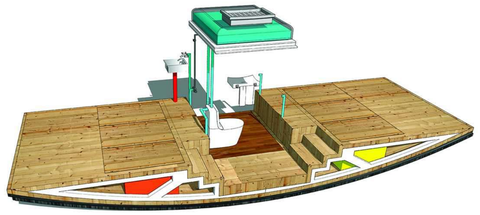

5. Put folding doors in place

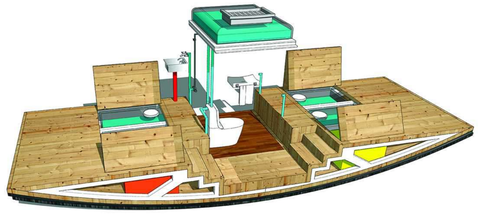

4. Covering equipment with easy Accessibility

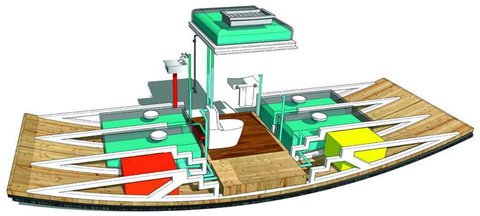

3. Water supply and Refinement

- Water storage & purification tanks
- Pumping water
- Water heating systems

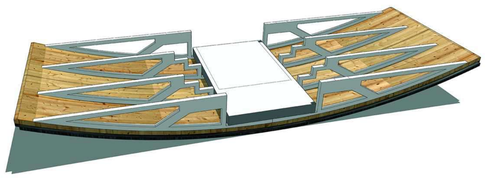

2. Structure and foundation

1. Insulated wooden cover

Water Supply System Diagram

WaveHouse

West Elevation Sc: 1/50

Entrance View

South Elevation

Living Area

North Elevation Sc: 1/50

Sleeping Area

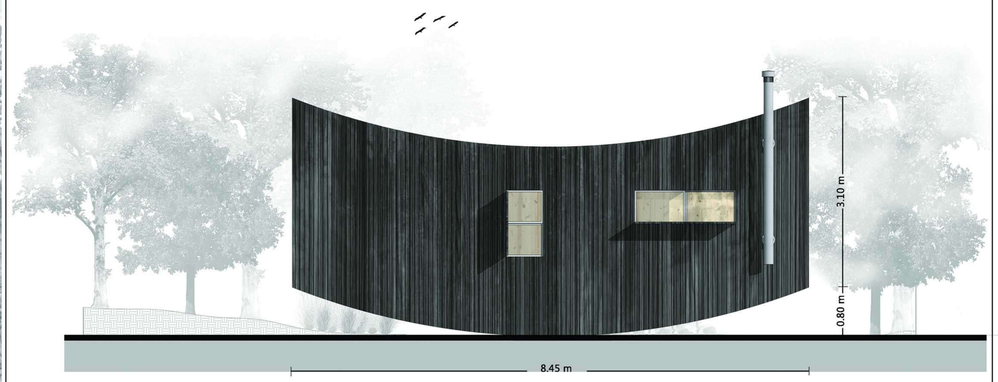

East Elevation Sc: 1/50

Kitchen & Sanitary room



Section A-A Sc : 1/25

Section B-B Sc : 1/25

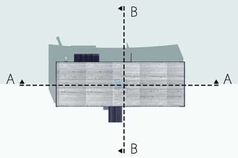



Exploded form



Wave House in the city

Site plan Sc: ≈1/125